

**CIVIL JUSTICE REFORM ACT (CJRA) OF 1990  
ADVISORY GROUP REPORT**

**FOR THE  
UNITED STATES DISTRICT COURT  
EASTERN DISTRICT OF PENNSYLVANIA  
AS OF MARCH 31, 1993**

**Michael E. Kunz  
Clerk of Court**

**UNITED STATES DISTRICT COURT**  
**EASTERN DISTRICT OF PENNSYLVANIA**

**CIVIL JUSTICE REFORM ACT (CJRA) OF 1990**  
**STATISTICS**

**TABLE OF CONTENTS**

<b><u>SECTION</u></b>		<b><u>PAGE</u></b>
<b>A</b>	<b><u>Civil Cases By Case Management Track</u></b>	
	◦ Civil Cases Filed, Terminated and Pending By Case Management Track From 12/31/91 to 12/31/92	1
<b>B</b>	<b><u>Civil and Criminal Cases Filed, Terminated and Pending</u></b>	
	◦ Civil Cases and Criminal Cases and Defendants Filed, Terminated and Pending From 12/31/91 to 3/31/93	2
	◦ Status of Civil Caseload as of March 31, 1993	3
	◦ Civil Cases Filed From 01/01/92 to 12/31/92 and Terminated as of 03/31/93 by Method of Disposition	4
<b>C</b>	<b><u>Median Time</u></b>	
	◦ Median Time From Filing to Disposition For Civil Cases Filed From 01/01/92 to 12/31/92 and Terminated as of 03/31/93 By Case Management Track	6
<b>D</b>	<b><u>Civil Justice Reform Act Reporting Statistics</u></b>	
	◦ Motions Pending Over 180 Days, Bench Trials Submitted Over 6 Months and Cases Pending Three Years or More for the Past Seven Quarterly Periods	8
<b>E</b>	<b><u>Time Intervals</u></b>	
	◦ Time Intervals From Case Filing Date to Date Setting Trial or Trial Pool Date on Cases Filed Since 01/01/92 to 12/31/92 as of 3/31/93	9
<b>F</b>	<b><u>Alternate Dispute Resolution (ADR) Programs</u></b>	
	◦ Arbitration Statistics	12
	◦ Mediation Statistics on 1991 and 1992 Case Filings	14
<b>G</b>	<b><u>Judicial Resources</u></b>	
	◦ Total Authorized Judgeships, Active Judges, Senior Judges and Vacant Judgeship Months From 12/31/91 to 03/31/93	22

# ***SECTION A***

UNITED STATES DISTRICT COURT  
EASTERN DISTRICT OF PENNSYLVANIA

CIVIL CASES \*

<i>CASE MANAGEMENT TRACK</i>	<i>PENDING 12/31/91</i>	<i>FILED 12/31/91 TO 12/31/92</i>	<i>%</i>	<i>TERMINATED 12/31/91 TO 03/31/93</i>	<i>%</i>	<i>PENDING 03/31/93</i>	<i>%</i>
<i>HABEAS CORPUS</i>	--	378	5 %	315	6.4 %	63	6.25 %
<i>SOCIAL SECURITY</i>	--	110	2 %	51	1.0 %	59	2.25 %
<i>ARBITRATION</i>	--	912	12 %	695	14.1 %	217	8.0 %
<i>ASBESTOS</i>	--	426	6 %	15	.3 %	411	15.77 %
<i>SPECIAL</i>	--	503	7 %	295	6.0 %	208	7.98 %
<i>STANDARD</i>	--	5,101	69 %	3,558	72.2 %	1,543	59.40 %
<i>TOTAL</i>	--	7,430	100 %	4,929	100 %	2,501	100 %
<i>PERCENTAGE</i>			100 %	66.0%	100 %	34.0%	100 %

\* NOT INCLUDING REOPENED CASES OR SUSPENSE CASES.

# ***SECTION B***

UNITED STATES DISTRICT COURT  
EASTERN DISTRICT OF PENNSYLVANIA

CIVIL CASES AND CRIMINAL CASES AND DEFENDANTS  
12/31/91 TO 03/31/93

CIVIL CASES \*

	<i>PENDING 12/31/91</i>	<i>% PENDING</i>	<i>FILED 12/31/91 TO 03/31/93</i>	<i>% FILED</i>	<i>TERMINATED 12/31/91 TO 03/31/93</i>	<i>% TERM.</i>	<i>PENDING 03/31/93</i>	<i>% PENDING</i>
<i>NON- ASBESTOS</i>	4,959	46.9 %	9,449	94.5 %	10,155	83.4 %	4,253	50.8 %
<i>ASBESTOS</i>	5,601	53.1 %	545	5.5 %	2,022	16.6 %	4,124	49.2 %
<i>TOTAL CASES</i>	10,560	100 %	9,994	100 %	12,177	100 %	8,377	100 %

CRIMINAL CASES AND DEFENDANTS

	<i>PENDING 12/31/91</i>	<i>FILED 12/31/91 TO 03/31/93</i>	<i>TERMINATED 12/31/91 TO 03/31/93</i>	<i>PENDING 03/31/93</i>
<i>CASES</i>	685	846	786	745
<i>DEFENDANTS</i>	1,298	1,618	1,488	1,428

\* INCLUDES REOPENED CASES AND SUSPENSE CASES.

**UNITED STATES DISTRICT COURT  
EASTERN DISTRICT OF PENNSYLVANIA  
PENDING CIVIL CASES BY CATEGORY  
AND BY AGE AS OF 03/31/93**

**CIVIL CASES BY CATEGORY**

Pending 4/1/93	Total	Soc Sec	Prisoner		Other Civil Rts	V/A Stud Loan	Other Contr	Prop Rts	Real Prop	Pers Injury	Pers Prop	Bnk App	Tax Suits	Labor Suits	All Other
			Civil Rts	Other											
	8377	94	363	202	694	9	764	96	78	5098	89	62	27	338	463

**PENDING CIVIL CASELOAD BY AGE**

	LESS THAN 1 YEAR	1-2 YEARS	2-3 YEARS	OVER 3 YEARS	TOTAL
ASBESTOS	377	441	1293	2012	4123
NON-ASBESTOS	3363	663	142	86	4254
TOTAL	3740	1104	1435	2098	8377
PERCENT	44.7	13.2	17.1	25.0	100.0 %

**UNITED STATES DISTRICT COURT  
 EASTERN DISTRICT OF PENNSYLVANIA  
 CIVIL CASES FILED FROM 01/01/92 TO 12/31/92  
 AND TERMINATED AS OF 3/31/93  
 BY METHOD OF DISPOSITION**

<i>AWARD OF ARBITRATION</i>	13	.26 %
<i>DISMISSED-WANT OF PROSECUTION</i>	48	.97 %
<i>JUDGMENT ON CONSENT</i>	58	1.18 %
<i>DISMISSED-LACK OF JURISDICTION</i>	54	1.10 %
<i>JUDGMENT OTHER</i>	69	1.40 %
<i>DISMISSED OTHER</i>	222	4.51 %
<i>STATISTICAL CLOSING</i>	141	2.86 %
<i>JUDGMENT MOTION BEFORE TRIAL</i>	363	7.36 %
<i>DEFAULT JUDGMENT</i>	358	7.26 %
<i>DISMISSED VOLUNTARILY</i>	384	7.79 %
<i>TRANSFERED</i>	246	4.99 %
<i>REMANDED</i>	207	4.20 %
<i>JUDGMENT-JURY VERDICT</i>	30	.61 %
<i>DISMISSED SETTLED</i>	2736	55.51 %
<b>TOTAL</b>	<b>4929</b>	<b>100 %</b>

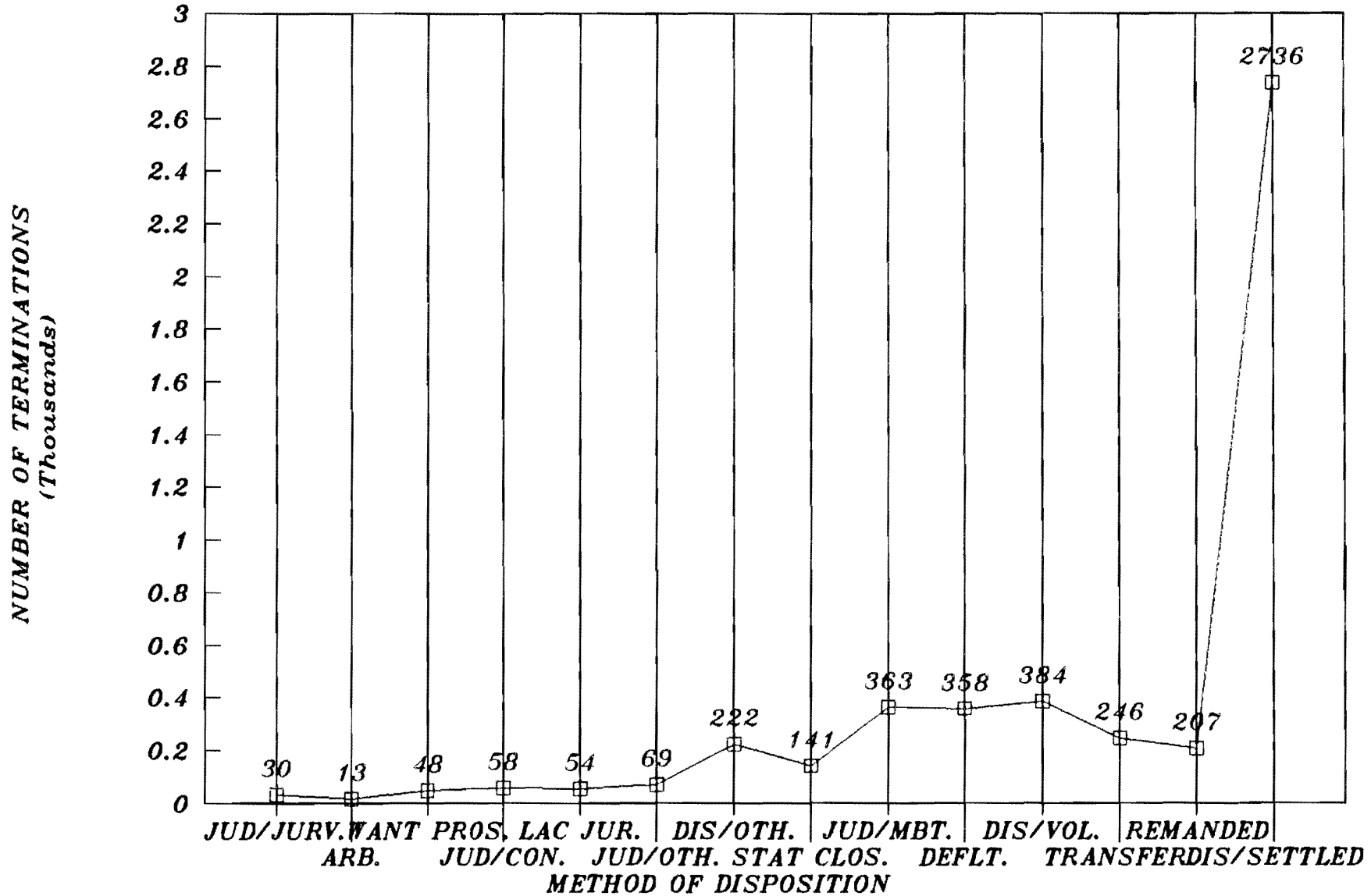


**UNITED STATES DISTRICT COURT  
EASTERN DISTRICT OF PENNSYLVANIA  
CIVIL CASES FILED FROM 01/01/92 TO 12/31/92  
AND TERMINATED AS OF 12/31/92  
BY METHOD OF DISPOSITION**

<i>AWARD OF ARBITRATION</i>	13	.26 %
<i>DISMISSED-WANT OF PROSECUTION</i>	48	.97 %
<i>JUDGMENT ON CONSENT</i>	58	1.18 %
<i>DISMISSED-LACK OF JURISDICTION</i>	62	1.10 %
<i>JUDGMENT OTHER</i>	89	1.40 %
<i>DISMISSED OTHER</i>	228	4.51 %
<i>STATISTICAL CLOSING</i>	167	2.86 %
<i>JUDGMENT MOTION BEFORE TRIAL</i>	368	7.36 %
<i>DEFAULT JUDGMENT</i>	365	7.26 %
<i>DISMISSED VOLUNTARILY</i>	407	7.79 %
<i>TRANSFERED</i>	268	4.99 %
<i>REMANDED</i>	225	4.20 %
<i>JUDGMENT-JURY VERDICT</i>	30	.61 %
<i>DISMISSED SETTLED</i>	2879	55.51 %
<b>TOTAL</b>	<b>4929</b>	<b>100 %</b>

# METHOD OF TERMINATION FOR CASES FILED

FROM 1/1/92 TO 12/31/92 AS OF 03/31/93



□ 4,929 TERMNTD CASES

# ***SECTION C***

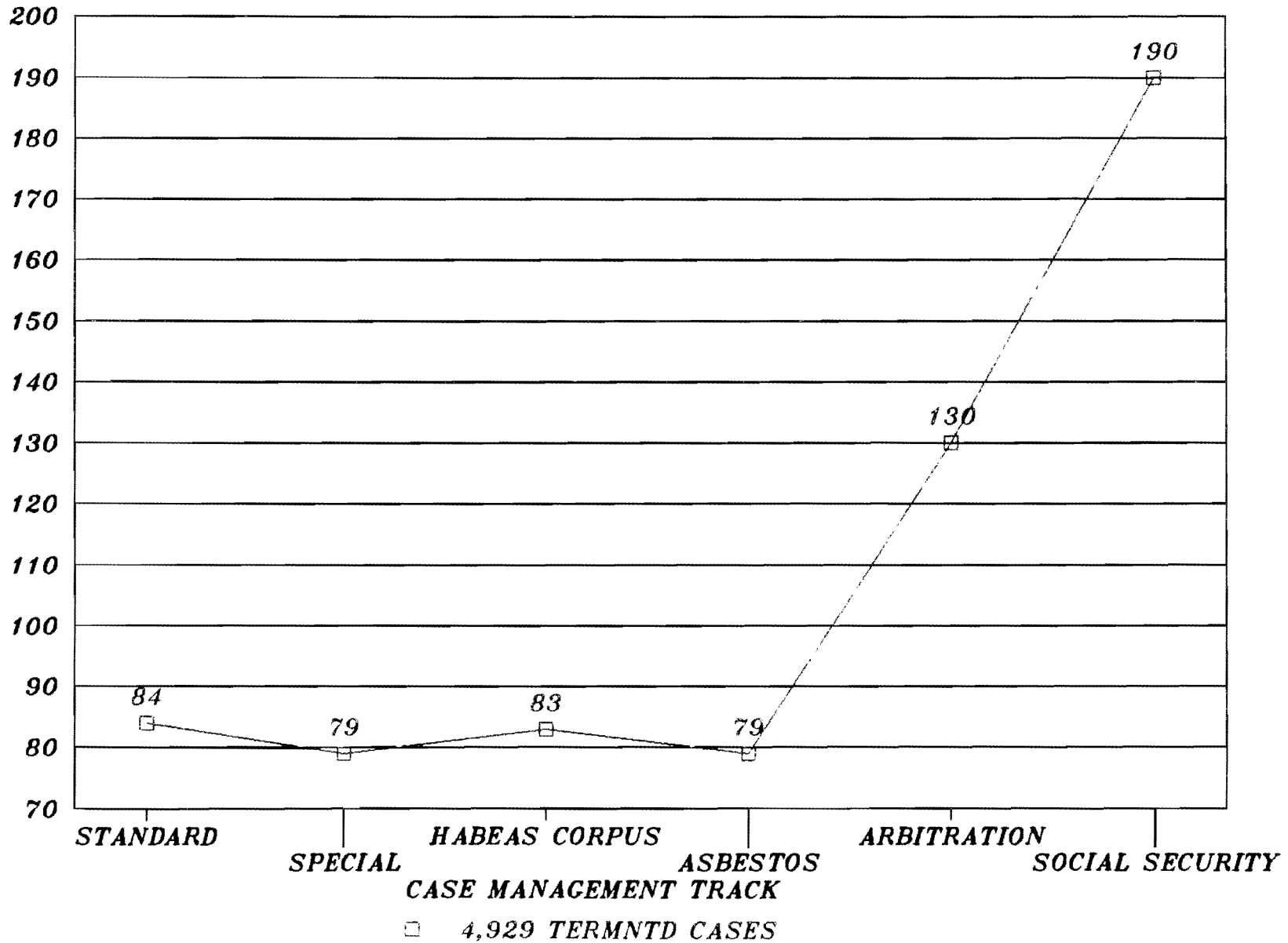
**UNITED STATES DISTRICT COURT**  
**EASTERN DISTRICT OF PENNSYLVANIA**  
**MEDIAN TIME FOR CASES FILED**  
**BETWEEN 01/01/92 AND 12/31/92**  
**FROM FILING TO DISPOSITION FOR CASES**  
**TERMINATED AS OF 03/31/93**  
**BY CASE MANAGEMENT TRACK**

<b>CASE MANAGEMENT TRACK</b>	<b>STANDARD</b>	<b>SPECIAL</b>	<b>HABEAS CORPUS</b>	<b>ASBESTOS</b>	<b>ARBITRATION</b>	<b>SOCIAL SECURITY</b>	<b>TOTALS</b>
<b>MEDIAN TIME IN DAYS</b>	84	79	83	79	130	190	94
<b>TOTAL NUMBER OF CASES</b>	3558	295	315	15	695	51	4929
<b>% OF TOTAL NUMBER OF CASES</b>	72.2 %	6.0 %	6.4 %	.3 %	14.1 %	1.0 %	100 %

# CASES FILED BETWEEN 1/1/92 AND 12/31/92

CASES TERMINATED AS OF 3/31/93

MEDIAN TIME FROM FILING TO DISPOSITION



# ***SECTION D***

**UNITED STATES DISTRICT COURT**  
**EASTERN DISTRICT OF PENNSYLVANIA**  
**MOTIONS PENDING AND BENCH TRIALS SUBMITTED**  
**OVER 6 MONTHS**  
**CIVIL CASES PENDING 3 YEARS OR MORE**

<i>DATE</i>	<i>MOTIONS PENDING OVER 180 DAYS</i>	<i>BENCH TRIALS SUBMITTED OVER 6 MONTHS</i>	<i>CIVIL CASES PENDING 3 YEARS OR MORE</i>
<i>9/30/91</i>	<i>105</i>	<i>3</i>	<i>119</i>
<i>12/31/91</i>	<i>249</i>	<i>3</i>	<i>101</i>
<i>3/31/92</i>	<i>68</i>	<i>0</i>	<i>102</i>
<i>6/30/92</i>	<i>68</i>	<i>0</i>	<i>109</i>
<i>9/30/92</i>	<i>15</i>	<i>0</i>	<i>101</i>
<i>12/31/92</i>	<i>27</i>	<i>0</i>	<i>89</i>
<i>3/31/93</i>	<i>17</i>	<i>0</i>	<i>86</i>

# ***SECTION E***



**EASTERN DISTRICT OF PENNSYLVANIA  
TIME INTERVALS FROM CASE FILING DATE  
TO DATE SETTING TRIAL ON  
CASES FILED 1/1/92 TO 12/31/92  
AS OF 3/31/93**

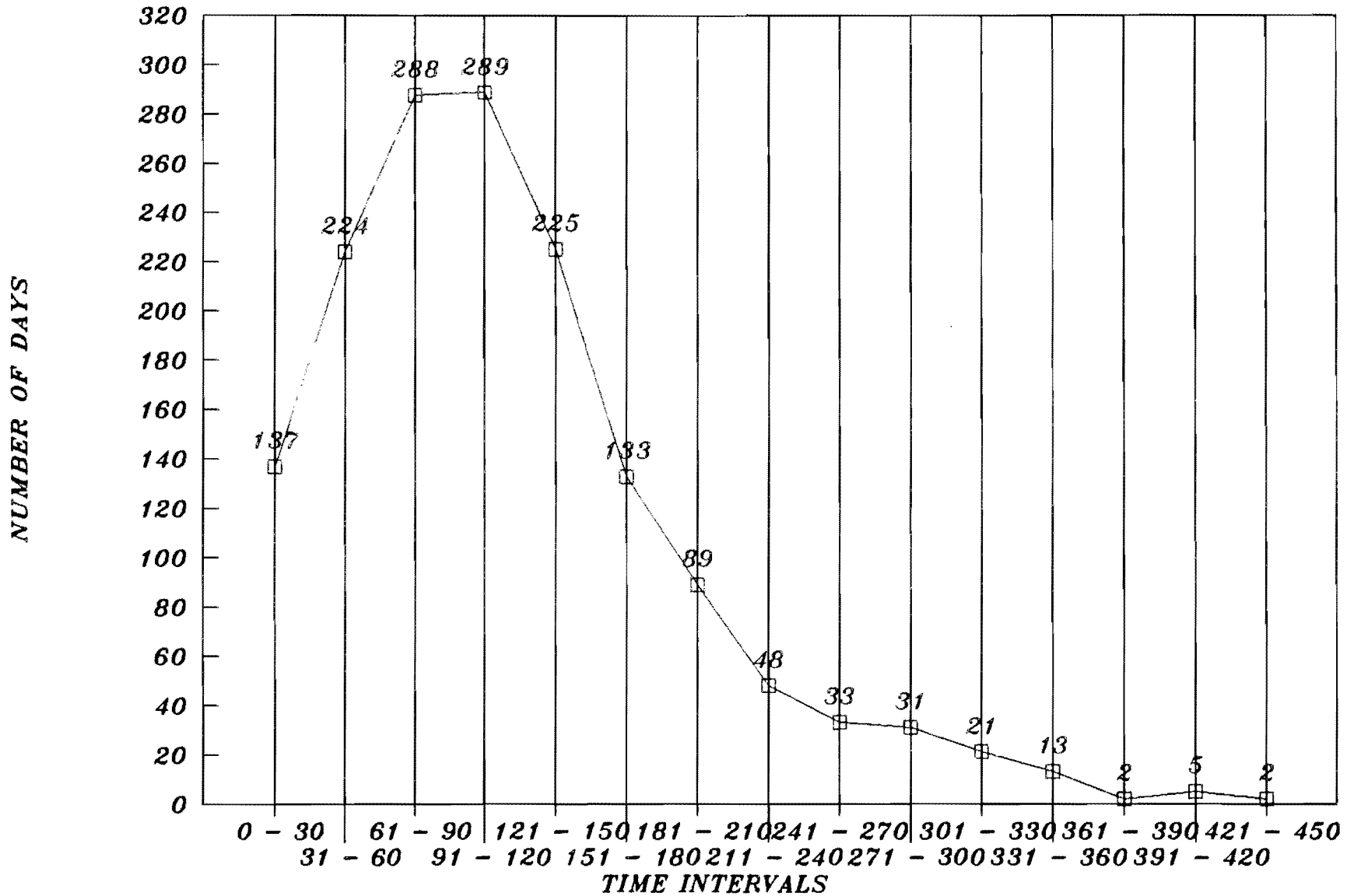
<b>TIME INTERVALS</b>	<b>TOTAL NUMBER OF CASES</b>	<b>CUMULATIVE TOTAL</b>	<b>PERCENTAGE</b>	<b>CUMULATIVE PERCENTAGE</b>
<i>0 - 30 DAYS</i>	137	137	9 %	9 %
<i>31 - 60 DAYS</i>	224	361	15 %	24 %
<i>61 - 90 DAYS</i>	288	649	19 %	43 %
<i>91 - 120 DAYS</i>	289	938	19 %	62 %
<i>121 - 150 DAYS</i>	225	1163	15 %	77 %
<i>151 - 180 DAYS</i>	133	1296	8 %	85 %
<i>181 - 210 DAYS</i>	89	1385	6 %	91 %
<i>211 - 240 DAYS</i>	48	1433	3 %	94 %
<i>241 - 270 DAYS</i>	33	1466	2 %	96 %
<i>271 - 300 DAYS</i>	31	1497	2 %	98 %
<i>301 - 330 DAYS</i>	21	1518	1 %	99 %
<i>331 - 360 DAYS</i>	13	1331	.8 %	99.8 %
<i>361 - 390 DAYS</i>	2	1533	.05 %	99.85 %
<i>391 - 420 DAYS</i>	5	1538	.1 %	99.95 %
<i>421 - 450 DAYS</i>	2	1540	.05 %	100.00 %
<b>TOTALS</b>	<b>1540</b>	<b>1540</b>	<b>100 %</b>	<b>100 %</b>

**UNITED STATES DISTRICT COURT**  
**EASTERN DISTRICT OF PENNSYLVANIA**  
**TIME INTERVALS FROM CASE FILING DATE**  
**TO DATE SETTING TRIAL ON**  
**CASES FILED 1/1/92 TO 12/31/92**  
**AS OF 3/31/93**  
**BY CASE MANAGEMENT TRACK**

<b>TIME INTERVALS</b>	<b>SPECIAL</b>	<b>ARBITRATION</b>	<b>STANDARD</b>	<b>HABEAS CORPUS</b>	<b>SOCIAL SECRTY.</b>	<b>ASBESTOS</b>
<i>0-30 DAYS</i>	<i>10</i>	<i>4</i>	<i>123</i>	<i>0</i>	<i>1</i>	<i>0</i>
<i>31-60 DAYS</i>	<i>10</i>	<i>4</i>	<i>209</i>	<i>0</i>	<i>0</i>	<i>0</i>
<i>61-90 DAYS</i>	<i>22</i>	<i>15</i>	<i>251</i>	<i>0</i>	<i>0</i>	<i>0</i>
<i>91-120 DAYS</i>	<i>14</i>	<i>16</i>	<i>259</i>	<i>0</i>	<i>0</i>	<i>0</i>
<i>121-150 DAYS</i>	<i>13</i>	<i>11</i>	<i>201</i>	<i>0</i>	<i>0</i>	<i>0</i>
<i>151-180 DAYS</i>	<i>7</i>	<i>7</i>	<i>119</i>	<i>0</i>	<i>0</i>	<i>0</i>
<i>181-210 DAYS</i>	<i>6</i>	<i>6</i>	<i>77</i>	<i>0</i>	<i>0</i>	<i>0</i>
<i>211-240 DAYS</i>	<i>1</i>	<i>2</i>	<i>45</i>	<i>0</i>	<i>0</i>	<i>0</i>
<i>241-270 DAYS</i>	<i>3</i>	<i>3</i>	<i>27</i>	<i>0</i>	<i>0</i>	<i>0</i>
<i>271-300 DAYS</i>	<i>4</i>	<i>4</i>	<i>23</i>	<i>0</i>	<i>0</i>	<i>0</i>
<i>301-330 DAYS</i>	<i>2</i>	<i>5</i>	<i>14</i>	<i>0</i>	<i>0</i>	<i>0</i>
<i>331-360 DAYS</i>	<i>2</i>	<i>2</i>	<i>9</i>	<i>0</i>	<i>0</i>	<i>0</i>
<i>361-390 DAYS</i>	<i>0</i>	<i>0</i>	<i>2</i>	<i>0</i>	<i>0</i>	<i>0</i>
<i>391-420 DAYS</i>	<i>0</i>	<i>1</i>	<i>4</i>	<i>0</i>	<i>0</i>	<i>0</i>
<i>421-450 DAYS</i>	<i>0</i>	<i>1</i>	<i>1</i>	<i>0</i>	<i>0</i>	<i>0</i>
<b>TOTALS</b>	<b>94</b>	<b>81</b>	<b>1364</b>	<b>0</b>	<b>1</b>	<b>0</b>

# CASES FILED 1/1/92 TO 12/31/92

DAYS FROM FILING TO DATE SETTING TRIAL



□ ON 1540 CASES

# ***SECTION F***

U.S. DISTRICT COURT - EASTERN DISTRICT OF PENNSYLVANIA  
 COURT ANNEXED COMPULSORY ARBITRATION STATISTICS  
 FROM 02/01/78 TO 03/31/93  
 ON CASES FILED SINCE 02/01/78 AS OF 03/31/93

		108265	CIVIL CASES FILED IN A 182 MONTH PERIOD	
23970	OF	108265	CIVIL CASES WERE IN ARBITRATION	22 %
23240	OF	23970	CIVIL CASES HAVE BEEN TERMINATED	97 %
<b>CASES TERMINATED</b>				
730	OF	23970	ARE PENDING CASES	3 %
578	OF	23970	TERMINATED BY TRIAL DENOVO	3 %
1230	OF	23970	TERMINATED BY DEFAULT JUDGMENT	5 %
1692	OF	23970	TERMINATED BY JUDGMENT ON ARBITRATORS' AWARD	7 %
8967	OF	23970	TERMINATED BY COURT ORDER ON MOTION	37 %
10773	OF	23970	TERMINATED BY SETTLEMENT	45 %
23970	OF	23970	TOTAL	100 %
<b>STATUS OF CASES PENDING IN ARBITRATION PROGRAM</b>				
20	OF	730	30 DAYS FOR DENOVO TRIAL NOT EXPIRED	3 %
30	OF	730	MOTIONS PENDING	4 %
33	OF	730	SCHEDULED FOR TRIAL DENOVO	4 %
84	OF	730	PRESENTLY UNTRIABLE IN SUSPENSE FILE	12 %
155	OF	730	ANSWER NOT YET FILED	21 %
165	OF	730	COMPLAINT NOT YET SERVED	23 %
243	OF	730	SCHEDULED FOR ARBITRATION HEARING	33 %
730	OF	730	TOTAL	100 %
12477	OF	23970	TERMINATED PRIOR TO BEING SENT TO ARBITRATION	52 %
5177	OF	23970	ARBITRATORS' AWARDS FILED	21 %
		403	ARBITRATORS' AWARDS FILED IN PAST 12 MONTHS	
		114	DEMANDS FOR TRIAL DENOVO FILED IN PAST 12 MONTHS	28 %
\$ 1,355,962.00	PAID TO ARBITRATORS IN 182 MONTHS OF COMPULSORY ARBITRATION			
\$ 416,125.03	ARBITRATORS FEES FORFEITED TO U.S. SINCE AUGUST, 1983 IN			
1316	CASES WHERE JUDGMENT WAS NOT MORE FAVORABLE			
\$ 40.44	PAID PER CASE TERMINATED			

U.S. DISTRICT COURT - EASTERN DISTRICT OF PENNSYLVANIA  
 COURT ANNEXED COMPULSORY ARBITRATION STATISTICS  
 FROM 01/01/92 TO 3/31/93  
ON CASES FILED FROM 01/01/92 TO 12/31/92

		7430	CIVIL CASES FILED IN A 12 MONTH PERIOD	
1272	OF	7430	CIVIL CASES WERE IN ARBITRATION	14 %
637	OF	1272	CIVIL CASES HAVE BEEN TERMINATED	50 %
<b>CASES TERMINATED</b>				
9	OF	1272	TERMINATED BY TRIAL DENOVO	1 %
31	OF	1272	TERMINATED BY JUDGMENT ON ARBITRATORS' AWARD	2 %
32	OF	1272	TERMINATED BY DEFAULT JUDGMENT	3 %
277	OF	1272	TERMINATED BY COURT ORDER ON MOTION	22 %
288	OF	1272	TERMINATED BY SETTLEMENT	22 %
635	OF	1272	ARE PENDING CASES	50 %
1272	OF	1272	<b>TOTAL</b>	<b>100 %</b>
<b>STATUS OF CASES PENDING IN ARBITRATION PROGRAM</b>				
14	OF	635	SCHEDULED FOR TRIAL DENOVO	2 %
18	OF	635	30 DAYS FOR DENOVO TRIAL NOT EXPIRED	3 %
25	OF	635	PRESENTLY UNTRIABLE IN SUSPENSE FILE	4 %
30	OF	635	MOTIONS PENDING	4 %
151	OF	635	ANSWER NOT YET FILED	24 %
165	OF	635	COMPLAINT NOT YET SERVED	26 %
232	OF	635	SCHEDULED FOR ARBITRATION HEARING	37 %
635	OF	635	<b>TOTAL</b>	<b>100 %</b>
495	OF	1272	TERMINATED PRIOR TO BEING SENT TO ARBITRATION	39 %
116	OF	1272	ARBITRATORS' AWARDS FILED	9 %
		116	ARBITRATORS' AWARDS FILED IN PAST 12 MONTHS	
		45	DEMANDS FOR TRIAL DENOVO FILED IN PAST 12 MONTHS	39 %
\$ 42,080.00	PAID TO ARBITRATORS IN 15 MONTHS OF COMPULSORY ARBITRATION			
\$ 11,400.00	ARBITRATORS FEES FORFEITED TO U.S. SINCE JULY, 1992			
23	CASES WHERE JUDGMENT WAS NOT MORE FAVORABLE			
\$ 48.16	PAID PER CASE TERMINATED			

UNITED STATES DISTRICT COURT  
EASTERN DISTRICT OF PENNSYLVANIA

THE COMPARISON OF THE STATISTICAL BREAKDOWN OF  
ODD AND EVEN NUMBERED CASES  
FILED DURING THE PERIOD  
JANUARY 1, 1991 AND DECEMBER 31, 1991  
AS OF MARCH 31, 1993

	ODD CASES	EVEN CASES
TOTAL NUMBER OF CASES FILED	1635	1600
TOTAL NUMBER OF CASES TERMINATED IN WHICH A MEDIATION CONFERENCE WAS HELD OR SCHEDULED	714	
TOTAL NUMBER OF CASES TERMINATED IN WHICH A MEDIATION CONFERENCE WAS NOT HELD OR SCHEDULED	<u>847</u>	
TOTAL NUMBER OF CASES TERMINATED	<u>1561</u>	<u>1514</u>
TOTAL NUMBER OF CASES ELIGIBLE FOR MEDIATION AND PENDING	74	86
TOTAL NUMBER OF CASES PENDING IN WHICH A MEDIATION CONFERENCE WAS HELD OR SCHEDULED	<u>75</u>	
TOTAL NUMBER OF CASES PENDING WHICH ARE ELIGIBLE FOR MEDIATION AND A MEDIATION CONFERENCE WAS NOT HELD OR SCHEDULED	0	
TOTAL NUMBER OF CASES IN WHICH A MEDIATION CONFERENCE WAS HELD OR SCHEDULED	788	

UNITED STATES DISTRICT COURT  
EASTERN DISTRICT OF PENNSYLVANIA

STATISTICAL BREAKDOWN OF THE STATUS OF  
ODD NUMBERED CASES ELIGIBLE FOR MEDIATION  
FILED DURING THE PERIOD  
JANUARY 1, 1991 AND DECEMBER 31, 1991  
AS OF MARCH 31, 1993

	<i>ODD CASES</i>	<i>PERCENTAGE</i>
<i>TOTAL NUMBER OF CASES FILED</i>	1635	100 %
<i>TOTAL NUMBER OF CASES TERMINATED IN WHICH A MEDIATION CONFERENCE WAS HELD OR SCHEDULED</i>	714	
<i>TOTAL NUMBER OF CASES TERMINATED IN WHICH A MEDIATION CONFERENCE WAS NOT HELD OR SCHEDULED</i>	<u>847</u>	
<i>TOTAL NUMBER OF CASES TERMINATED</i>	<u>1561</u>	95 %
<i>TOTAL NUMBER OF CASES ELIGIBLE FOR MEDIATION AND PENDING</i>	74	5 %
<i>TOTAL NUMBER OF CASES PENDING IN WHICH A MEDIATION CONFERENCE WAS HELD OR SCHEDULED</i>	<u>74</u>	
<i>TOTAL NUMBER OF CASES PENDING WHICH ARE ELIGIBLE FOR MEDIATION AND A MEDIATION CONFERENCE WAS NOT HELD OR SCHEDULED</i>	0	
<i>TOTAL NUMBER OF CASES IN WHICH A MEDIATION CONFERENCE WAS HELD OR SCHEDULED</i> 788		

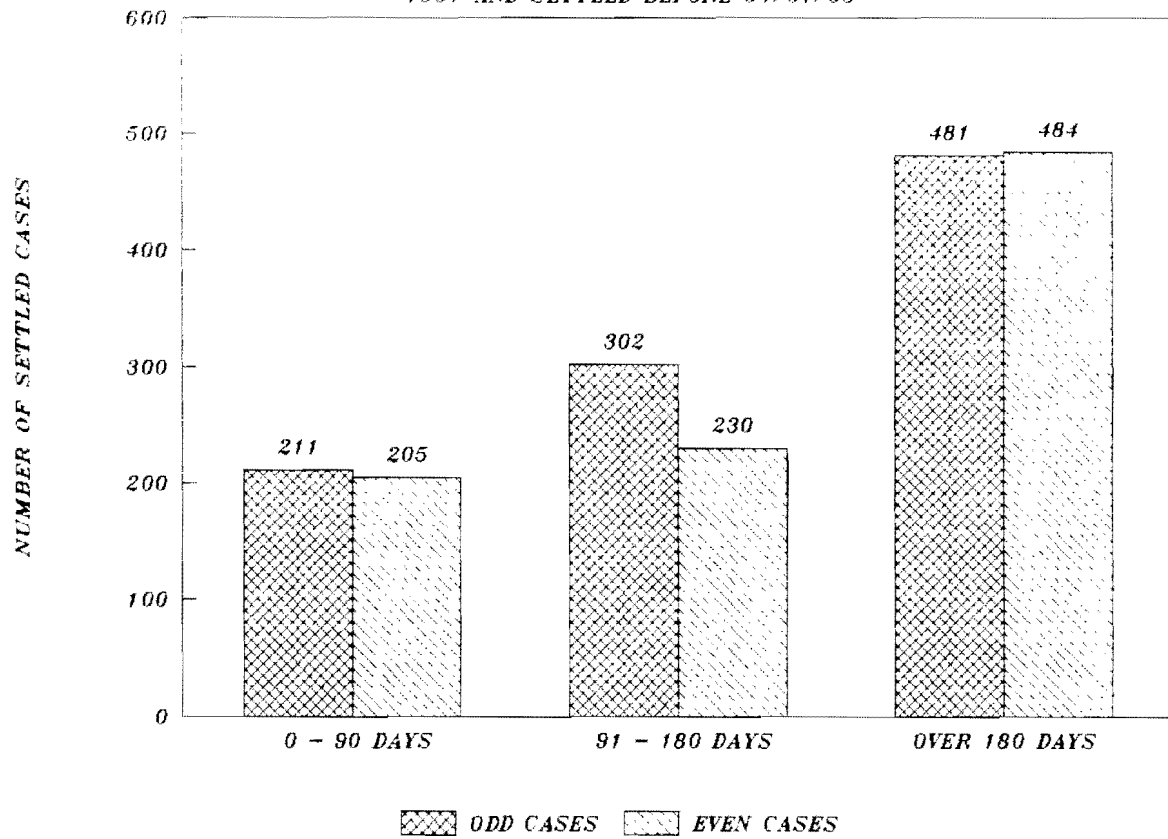


**UNITED STATES DISTRICT COURT**  
**EASTERN DISTRICT OF PENNSYLVANIA**  
**ODD-NUMBERED CASES**  
**SUMMARY OF MEDIATION CONFERENCES**  
**RUNNING TOTAL FROM JANUARY 1, 1991**  
**THROUGH MARCH 31, 1993**

	<i>1991 CASES IN WHICH A CONFERENCE WAS HELD OR SCHEDULED</i>	<i>CASES SETTLED BEFORE CONFERENCE</i>	<i>CASES SETTLED DURING CONFERENCE</i>	<i>CASES SETTLED AFTER CONFERENCE</i>	<i>CASES PENDING</i>
<i>TOTAL</i>	788	62	43	609	74
	788	714			74
		91% Settled			9 % Pending

# ODD AND EVEN NUMBERED CASES FILED IN

1991 AND SETTLED BEFORE 04/01/93



UNITED STATE DISTRICT COURT  
EASTERN DISTRICT OF PENNSYLVANIA

THE COMPARISON OF THE STATISTICAL BREAKDOWN OF  
ODD AND EVEN NUMBERED CASES  
FILED DURING THE PERIOD  
JANUARY 1, 1992 AND DECEMBER 31, 1992  
AS OF MARCH 31, 1993

	<i>ODD CASES</i>	<i>EVEN CASES</i>
<i>TOTAL NUMBER OF CASES FILED</i>	1035	1034
<i>TOTAL NUMBER OF CASES TERMINATED IN WHICH A MEDIATION CONFERENCE WAS HELD OR SCHEDULED</i>	270	
<i>TOTAL NUMBER OF CASES TERMINATED IN WHICH A MEDIATION CONFERENCE WAS NOT HELD OR SCHEDULED</i>	<u>390</u>	
<i>TOTAL NUMBER OF CASES TERMINATED</i>	<u>660</u>	<u>661</u>
<i>TOTAL NUMBER OF CASES ELIGIBLE FOR MEDIATION AND PENDING</i>	375	373
<i>TOTAL NUMBER OF CASES PENDING IN WHICH A MEDIATION CONFERENCE WAS HELD OR SCHEDULED</i>	<u>199</u>	
<i>TOTAL NUMBER OF CASES PENDING WHICH ARE ELIGIBLE FOR MEDIATION AND A MEDIATION CONFERENCE WAS NOT HELD OR SCHEDULED</i>	176	
<i>TOTAL NUMBER OF CASES IN WHICH A MEDIATION CONFERENCE WAS HELD OR SCHEDULED</i> 469		

UNITED STATES DISTRICT COURT  
EASTERN DISTRICT OF PENNSYLVANIA

STATISTICAL BREAKDOWN OF THE STATUS OF  
ODD NUMBERED CASES ELIGIBLE FOR MEDIATION  
FILED DURING THE PERIOD  
JANUARY 1, 1992 AND DECEMBER 31, 1992  
AS OF MARCH 31, 1993

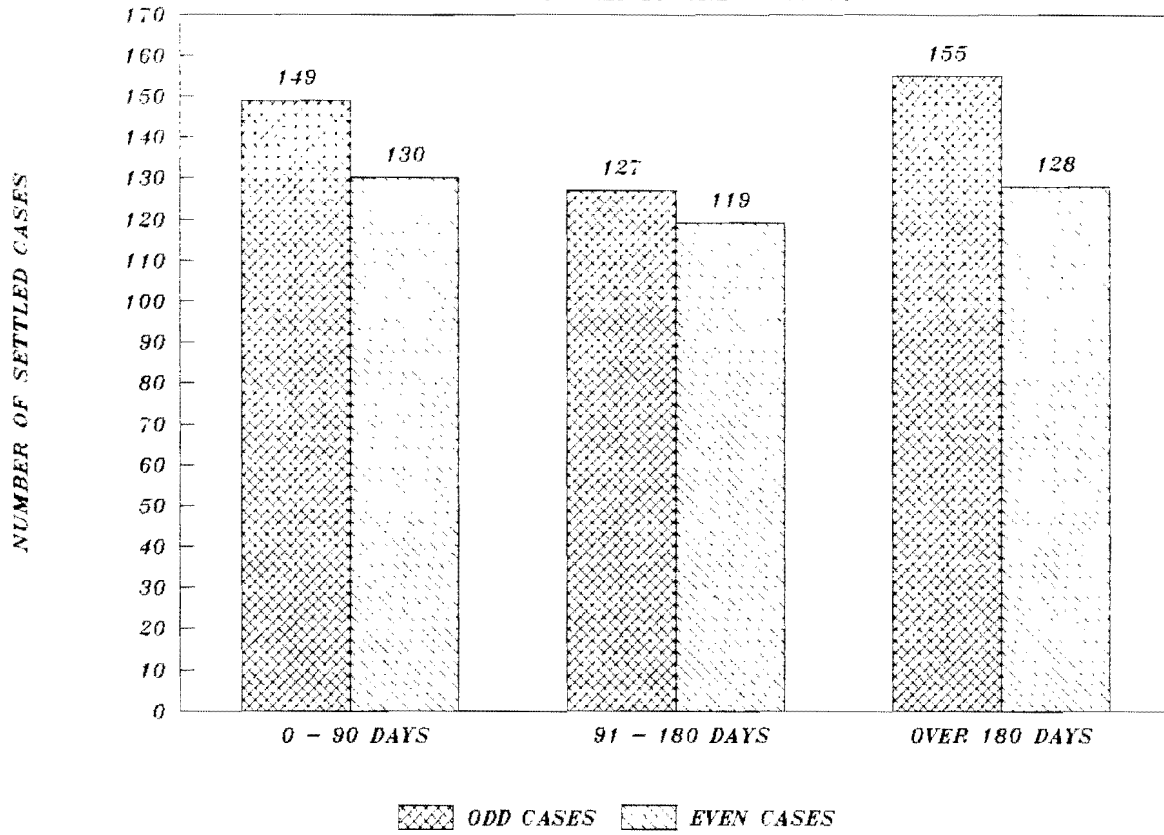
	ODD CASES	PERCENTAGE
TOTAL NUMBER OF CASES FILED	1035	100 %
TOTAL NUMBER OF CASES TERMINATED IN WHICH A MEDIATION CONFERENCE WAS HELD OR SCHEDULED	270	
TOTAL NUMBER OF CASES TERMINATED IN WHICH A MEDIATION CONFERENCE WAS NOT HELD OR SCHEDULED	<u>390</u>	
TOTAL NUMBER OF CASES TERMINATED	<u>660</u>	64 %
TOTAL NUMBER OF CASES ELIGIBLE FOR MEDIATION AND PENDING	375	36 %
TOTAL NUMBER OF CASES PENDING IN WHICH A MEDIATION CONFERENCE WAS HELD OR SCHEDULED	<u>199</u>	
TOTAL NUMBER OF CASES PENDING WHICH ARE ELIGIBLE FOR MEDIATION AND A MEDIATION CONFERENCE WAS NOT HELD OR SCHEDULED	176	
TOTAL NUMBER OF CASES IN WHICH A MEDIATION CONFERENCE WAS HELD OR SCHEDULED	469	

UNITED STATES DISTRICT COURT  
 EASTERN DISTRICT OF PENNSYLVANIA  
 ODD-NUMBERED CASES  
 SUMMARY OF MEDIATION CONFERENCES  
 RUNNING TOTAL FROM JANUARY 1, 1992  
THROUGH MARCH 31, 1993

	<i>1992 CASES IN WHICH A CONFERENCE WAS HELD OR SCHEDULED</i>	<i>CASES SETTLED BEFORE CONFERENCE</i>	<i>CASES SETTLED DURING CONFERENCE</i>	<i>CASES SETTLED AFTER CONFERENCE</i>	<i>CASES PENDING</i>
<i>TOTAL</i>	469	44	17	209	199
	469	270			199
		58 % Settled			42 % Pending

# ODD AND EVEN NUMBERED CASES FILED IN

1992 AND SETTLED BEFORE 04/01/93



# ***SECTION G***

UNITED STATES DISTRICT COURT  
EASTERN DISTRICT OF PENNSYLVANIA

JUDICIAL RESOURCES SUMMARY

	TOTAL AUTHORIZED JUDGESHIPS	TOTAL ACTIVE JUDGES	TOTAL SENIOR JUDGES	TOTAL VACANT JUDGESHIP MONTHS
12/31/91	23	19	11	4
01/31/92	23	19	11	4
02/29/92	23	19	11	4
03/31/92	23	20	11	4
04/30/92	23	20	11	3
05/31/92	23	21	11	3
06/30/92	23	21	11	2
07/31/92	23	22	11	2
08/31/92	23	22	11	1
09/30/92	23	22	11	1
10/31/92	23	23	11	0
11/30/92	23	23	11	0
12/31/92	23	23	11	0
01/31/93	23	23	11	0
02/28/93	23	23	11	0
03/31/93	23	23	11	0
<b>TOTAL VACANT JUDGESHIP MONTHS</b>				<b>28</b>