

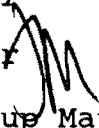
**UNITED STATES DISTRICT COURT**  
FOR THE EASTERN DISTRICT OF MICHIGAN

216 U.S. COURTHOUSE  
DETROIT, MICHIGAN 48226

JOHN P. MAYER  
COURT ADMINISTRATOR  
FTS 226-2865  
313--226 2865

DIVISIONAL OFFICES  
ANN ARBOR  
BAY CITY  
FLINT  
PORT HURON

**MEMORANDUM**

Date: July 23, 1991  
To: CJRA Advisory Group Members  
From: John P. Mayer   
Re: Advisory Group Materials

Enclosed are the following items:

1. Minutes of meeting of June 18, 1991 (to be filed behind tab #10 in your binder).
2. A revised Table of Contents (dated 6/18/91) (to be filed at the beginning of your binder).

For those of you who were not present at the June 18 meeting, the following items are also enclosed:

1. Minutes of meeting of May 22, 1991 (to be filed behind tab #10 in your binder).
2. CJRA Advisory Group Listing - Revised 6/13/91 (to replace listing currently behind tab #1 in your binder). **Please note that Leslie T. Graves has replaced Victoria A. Roberts.**
3. Subcommittee Listing - Revised 6/13/91 (to file behind tab #9 in your binder). **Please note that Leslie T. Graves has replaced Victoria A. Roberts on the Local and Federal Rules Review Subcommittee.**
4. A "Proposed Local Rules" divider to file behind the numbered tabs in your binder.

Please contact my administrative assistant, Jerri Torolski, if you have not received a copy of the proposed Local Rules or any other item listed on the table of contents.

Enclosures

gt

**UNITED STATES DISTRICT COURT**  
FOR THE EASTERN DISTRICT OF MICHIGAN

216 U.S. COURTHOUSE  
DETROIT MICHIGAN 48226

JOHN P. MAYER  
COURT ADMINISTRATOR  
FTS 226-2865  
313-226-2865

DIVISIONAL OFFICES  
ANN ARBOR  
BAY CITY  
FLINT  
PORT HURON

**MINUTES OF CIVIL JUSTICE REFORM ACT ADVISORY GROUP MEETING**

June 18, 1991

Present: Robert P. Young, Jr., Chair  
Sharon-Lee Edwards, Vice-Chair  
Steven P. Iamarino  
Becky M. Lamiman  
John P. Mayer  
Mary E. Miers  
Bruce T. Wallace  
L. Michael Wicks  
Kevin B. Williams  
Thomas N. Young

The meeting was convened by Chair Robert P. Young, Jr.

**Meeting Locations**

There was discussion of possible meeting locations in Flint and Brighton.

**Staggered Terms**

By consensus, the Advisory Group instructed John Mayer to propose staggered terms for approval by the Group and submission to Chief Judge Cook.

**Court Statistical Reports**

Mr. Mayer led the Group on a guided tour of Administrative Office (AO) statistical reports. These reports are attached and have been color-coded for your convenience.

Civil Case Cover Sheet (JS 44) - contains the "nature of suit" codes which serve as one of the basic building blocks of the AO statistical system. (BLUE)

Civil Case Opening (JS 5) - formerly a manual form, now computerized and transmitted to AO on magnetic tape; starts statistical file with date of filing. (YELLOW)

Civil Case Closing (JS6) - formerly a manual form, now computerized and transmitted to AO on magnetic tape; closes statistical file with date of final order. (GRAY)

The following reports (also attached) are arranged in order to demonstrate the way the reports build on the three elements described above. They are also color-coded for your convenience.

Civil Cases Commenced by Nature of Suit (Table C3) (GOLD)

Civil Cases Pending by Nature of Suit (Table C3A) (PINK)

Civil Cases Terminated by Nature of Suit (Table C3B)  
(GREEN)

Civil Cases Commenced, Terminated and Pending (Table C)  
(BUFF)

Civil Cases Pending and Length of Time Pending (Table C6)  
(WHITE)

Civil and Criminal Trials Completed (Table C7) (BLUE)

Length of Civil and Criminal Trials Completed (Table C8)  
(YELLOW)

Time Intervals from Issue to Trial (Table C10) (GRAY)

Time Intervals from Filing to Disposition (Table C5) (GOLD)

Management Statistics (PINK)

Monthly Report of Civil Cases by the Clerk of Court - May 1991  
(JS9) (GREEN)

1990 Annual Statistical Report (BUFF)

Mr. Young commented that none of these reports deal with the cost of litigation. Mr. Mayer said that no information has been kept or compiled on the cost of litigation, and that in districts where attempts had been made to collect it, attorneys had been very reluctant to supply it. There was consensus that a way must be found to gather this information.

Minutes of CJRA Advisory Group Meeting  
June 18, 1991

Page 3

The next meeting will be at 3:00 p.m. on Tuesday, July 16, 1991. [NOTE: THIS MEETING WAS CANCELLED BY CHAIR ROBERT P. YOUNG, JR. ON TUESDAY, JULY 9.]

Respectfully submitted,



John P. Mayer

Attachments:  
Agenda  
Reports

gt

CIVIL JUSTICE REFORM ACT  
ADVISORY GROUP

\*\*\*\*\*

JUNE 18, 1991

\*\*\*\*\*

MEETING AGENDA

1. Opening comments by Robert Young regarding Advisory Group focus
2. Old Business- Robert Young/Sharon-Lee Edwards
  - a.) Alternate meeting locations (e.g. Flint, Ann Arbor, Bay City)
  - b.) Other
3. Case Load Statistical Analysis Subcommittee
  - a.) Overview of available statistical data- John Mayer
  - b.) Discussion of specific data provided to subcommittee and brief review of same- Court Administrator staff
  - c.) General discussion of the Court's "docket condition" by entire Advisory Group- Steven Iamarino
  - d.) General discussion by entire Advisory Group relative to suggested direction and focus of Case Load Subcommittee- Steven Iamarino
4. Closing Comments- Robert Young
5. Adjournment

\*\*\*\*\*

NEXT MEETING JULY 16, 1991  
3:00 P.M.

**COUNTY IN WHICH ACTION AROSE:** \_\_\_\_\_

JS 44C  
(Rev. 12/84)

**CIVIL COVER SHEET**

The JS-44 civil cover sheet and the information contained herein neither replace nor supplement the filing and service of pleadings or other papers as required by law, except as provided by local rules of court. This form, approved by the Judicial Conference of the United States in September 1974, is required for the use of the Clerk of Court for the purpose of initiating the civil docket sheet. **(SEE INSTRUCTIONS ON THE REVERSE OF THE FORM.)**

<p><b>I. (a) PLAINTIFFS</b></p>  <p><b>(b) COUNTY OF RESIDENCE OF FIRST LISTED PLAINTIFF</b> _____ (EXCEPT IN U.S. PLAINTIFF CASES)</p>	<p><b>DEFENDANTS</b></p>  <p>COUNTY OF RESIDENCE OF FIRST LISTED DEFENDANT _____ (IN U.S. PLAINTIFF CASES ONLY)</p> <p>NOTE: IN LAND CONDEMNATION CASES, USE THE LOCATION OF THE TRACT OF LAND INVOLVED</p>
<p><b>(C) ATTORNEYS (FIRM NAME, ADDRESS, AND TELEPHONE NUMBER)</b></p>	<p>ATTORNEYS (IF KNOWN)</p>

<p><b>II. BASIS OF JURISDICTION</b> (PLACE AN x IN ONE BOX ONLY)</p> <p><input type="checkbox"/> 1 U.S. Government Plaintiff</p> <p><input type="checkbox"/> 2 U.S. Government Defendant</p> <p><input type="checkbox"/> 3 Federal Question (U.S. Government Not a Party)</p> <p><input type="checkbox"/> 4 Diversity (Indicate Citizenship of Parties in Item III)</p>	<p><b>III. CITIZENSHIP OF PRINCIPAL PARTIES</b> (PLACE AN x IN ONE BOX FOR PLAINTIFF AND ONE BOX FOR DEFENDANT)</p> <table style="width:100%; border-collapse: collapse;"> <tr> <td></td> <td style="text-align: center;">PTF</td> <td style="text-align: center;">DEF</td> <td></td> <td style="text-align: center;">PTF</td> <td style="text-align: center;">DEF</td> </tr> <tr> <td>Citizen of This State</td> <td style="text-align: center;"><input type="checkbox"/> 1</td> <td style="text-align: center;"><input type="checkbox"/> 1</td> <td>Incorporated or Principal Place of Business in This State</td> <td style="text-align: center;"><input type="checkbox"/> 4</td> <td style="text-align: center;"><input type="checkbox"/> 4</td> </tr> <tr> <td>Citizen of Another State</td> <td style="text-align: center;"><input type="checkbox"/> 2</td> <td style="text-align: center;"><input type="checkbox"/> 2</td> <td>Incorporated and Principal Place of Business in Another State</td> <td style="text-align: center;"><input type="checkbox"/> 5</td> <td style="text-align: center;"><input type="checkbox"/> 5</td> </tr> <tr> <td>Citizen or Subject of a Foreign Country</td> <td style="text-align: center;"><input type="checkbox"/> 3</td> <td style="text-align: center;"><input type="checkbox"/> 3</td> <td>Foreign Nation</td> <td style="text-align: center;"><input type="checkbox"/> 6</td> <td style="text-align: center;"><input type="checkbox"/> 6</td> </tr> </table>		PTF	DEF		PTF	DEF	Citizen of This State	<input type="checkbox"/> 1	<input type="checkbox"/> 1	Incorporated or Principal Place of Business in This State	<input type="checkbox"/> 4	<input type="checkbox"/> 4	Citizen of Another State	<input type="checkbox"/> 2	<input type="checkbox"/> 2	Incorporated and Principal Place of Business in Another State	<input type="checkbox"/> 5	<input type="checkbox"/> 5	Citizen or Subject of a Foreign Country	<input type="checkbox"/> 3	<input type="checkbox"/> 3	Foreign Nation	<input type="checkbox"/> 6	<input type="checkbox"/> 6
	PTF	DEF		PTF	DEF																				
Citizen of This State	<input type="checkbox"/> 1	<input type="checkbox"/> 1	Incorporated or Principal Place of Business in This State	<input type="checkbox"/> 4	<input type="checkbox"/> 4																				
Citizen of Another State	<input type="checkbox"/> 2	<input type="checkbox"/> 2	Incorporated and Principal Place of Business in Another State	<input type="checkbox"/> 5	<input type="checkbox"/> 5																				
Citizen or Subject of a Foreign Country	<input type="checkbox"/> 3	<input type="checkbox"/> 3	Foreign Nation	<input type="checkbox"/> 6	<input type="checkbox"/> 6																				

**IV. CAUSE OF ACTION** (CITE THE US CIVIL STATUTE UNDER WHICH YOU ARE FILING AND WRITE A BRIEF STATEMENT OF CAUSE. DO NOT CITE JURISDICTIONAL STATUTES UNLESS DIVERSITY)

**V. NATURE OF SUIT** (PLACE AN x IN ONE BOX ONLY):

<p><b>CONTRACT</b></p> <p><input type="checkbox"/> 110 Insurance</p> <p><input type="checkbox"/> 120 Marine</p> <p><input type="checkbox"/> 130 Miller Act</p> <p><input type="checkbox"/> 140 Negotiable Instrument</p> <p><input type="checkbox"/> 150 Recovery of Overpayment &amp; Enforcement of Judgment</p> <p><input type="checkbox"/> 151 Medicare Act</p> <p><input type="checkbox"/> 152 Recovery of Defaulted Student Loans (Excl. Veterans)</p> <p><input type="checkbox"/> 153 Recovery of Overpayment of Veteran's Benefits</p> <p><input type="checkbox"/> 160 Stockholders' Suits</p> <p><input type="checkbox"/> 190 Other Contract</p> <p><input type="checkbox"/> 195 Contract Product Liability</p>	<p><b>TORTS</b></p> <p><b>PERSONAL INJURY</b></p> <p><input type="checkbox"/> 310 Airplane</p> <p><input type="checkbox"/> 315 Airplane Product Liability</p> <p><input type="checkbox"/> 320 Assault, Libel &amp; Slander</p> <p><input type="checkbox"/> 330 Federal Employers Liability</p> <p><input type="checkbox"/> 340 Marine</p> <p><input type="checkbox"/> 345 Marine Product Liability</p> <p><input type="checkbox"/> 350 Motor Vehicle</p> <p><input type="checkbox"/> 355 Motor Vehicle Product Liability</p> <p><input type="checkbox"/> 360 Other Personal Injury</p> <p><b>PERSONAL INJURY</b></p> <p><input type="checkbox"/> 362 Personal Injury-Med Malpractice</p> <p><input type="checkbox"/> 365 Personal Injury-Product Liability</p> <p><input type="checkbox"/> 368 Asbestos Personal Injury-Product Liability</p> <p><b>PERSONAL PROPERTY</b></p> <p><input type="checkbox"/> 370 Other Fraud</p> <p><input type="checkbox"/> 371 Truth in Lending</p> <p><input type="checkbox"/> 380 Other Personal Property Damage</p> <p><input type="checkbox"/> 385 Property Damage-Product Liability</p>	<p><b>FORFEITURE/PENALTY</b></p> <p><input type="checkbox"/> 610 Agriculture</p> <p><input type="checkbox"/> 620 Food &amp; Drug</p> <p><input type="checkbox"/> 630 Liquor Laws</p> <p><input type="checkbox"/> 640 R.R. &amp; Truck</p> <p><input type="checkbox"/> 650 Airline Regs</p> <p><input type="checkbox"/> 660 Occupational Safety Health</p> <p><input type="checkbox"/> 690 Other</p> <p><input type="checkbox"/> 625 Drug Related Seizure/Prop</p> <p><b>LABOR</b></p> <p><input type="checkbox"/> 710 Fair Labor Standards Act</p> <p><input type="checkbox"/> 720 Labor-Mgmt Relations</p> <p><input type="checkbox"/> 730 Labor, Mgmt Reporting &amp; Disclosure Act</p> <p><input type="checkbox"/> 740 Railway Labor Act</p> <p><input type="checkbox"/> 790 Other Labor Litigation</p> <p><input type="checkbox"/> 791 Empl Ret Inc Security Act</p>	<p><b>BANKRUPTCY</b></p> <p><input type="checkbox"/> 422 Appeal 28 USC 158</p> <p><input type="checkbox"/> 423 Withdrawal 28 USC 157</p> <p><b>PROPERTY RIGHTS</b></p> <p><input type="checkbox"/> 820 Copyrights</p> <p><input type="checkbox"/> 830 Patent</p> <p><input type="checkbox"/> 840 Trademark</p> <p><b>SOCIAL SECURITY</b></p> <p><input type="checkbox"/> 861 HIA (1395m)</p> <p><input type="checkbox"/> 862 Black Lung (923)</p> <p><input type="checkbox"/> 863 DIWC (405(g))</p> <p><input type="checkbox"/> 863 DIWW (405(g))</p> <p><input type="checkbox"/> 864 SSID Title XVI</p> <p><input type="checkbox"/> 865 RSI (405(g))</p> <p><b>FEDERAL TAX SUITS</b></p> <p><input type="checkbox"/> 870 Taxes</p> <p><input type="checkbox"/> 871 IRS Third Party 26 USC 7609</p>	<p><b>OTHER STATUTES</b></p> <p><input type="checkbox"/> 400 State Reapportionment</p> <p><input type="checkbox"/> 410 Antitrust</p> <p><input type="checkbox"/> 430 Banks and Banking</p> <p><input type="checkbox"/> 450 Commerce/ICC Rates/etc</p> <p><input type="checkbox"/> 460 Deportation</p> <p><input type="checkbox"/> 470 Racketeer Influenced and corrupt Organizations</p> <p><input type="checkbox"/> 810 Selective Service</p> <p><input type="checkbox"/> 850 Securities/Commodities Exchange</p> <p><input type="checkbox"/> 875 Customer Challenge 12 USC 3410</p> <p><input type="checkbox"/> 891 Agricultural Acts</p> <p><input type="checkbox"/> 892 Economic Stabilization Act</p> <p><input type="checkbox"/> 893 Environmental Matters</p> <p><input type="checkbox"/> 894 Energy Allocation Act</p> <p><input type="checkbox"/> 895 Freedom of Information Act</p> <p><input type="checkbox"/> 900 Appeal of Fee Determination Under Equal Access to Justice</p> <p><input type="checkbox"/> 950 Constitutionality of State Statutes</p> <p><input type="checkbox"/> 890 Other Statutory Actions</p>
--	---	---	---	---

**VI. ORIGIN** (PLACE AN x IN ONE BOX ONLY)

1 Original Proceeding     2 Removed from State Court     3 Remanded from Appellate Court     4 Reinstated or Reopened     5 Transferred from another district (specify)     6 Multidistrict Litigation     7 Appeal to District Judge from Magistrate Judgment

<b>VII. REQUESTED IN COMPLAINT:</b>	CHECK IF THIS IS A <b>CLASS ACTION</b> <input type="checkbox"/> UNDER F.R.C.P. 23	<b>DEMAND \$</b>	Check YES only if demanded in complaint: <b>JURY DEMAND:</b> <input type="checkbox"/> YES <input type="checkbox"/> NO
-------------------------------------	--	------------------	--

**VIII. RELATED CASE(S) IF ANY**

JUDGE \_\_\_\_\_ DOCKET NUMBER \_\_\_\_\_

DATE	SIGNATURE OF ATTORNEY OF RECORD
------	---------------------------------

**PURSUANT TO LOCAL COURT RULE 8 (b) (3) (I)**

(a) IS THIS A CASE THAT HAS BEEN PREVIOUSLY DISCONTINUED OR DISMISSED WITHOUT PREJUDICE OR REMANDED TO A STATE COURT? \_\_\_\_\_ YES \_\_\_\_\_ NO

(b) IF **YES** GIVE THE FOLLOWING INFORMATION:

CASE NO: \_\_\_\_\_

COURT \_\_\_\_\_

ASSIGNED JUDGE \_\_\_\_\_

**PURSUANT TO LOCAL COURT RULE 8 (b) (3) (II)**

(a) OTHER THAN STATED ABOVE, ARE THERE ANY PENDING OR PREVIOUSLY DISCONTINUED OR DISMISSED COMPANION CASES (cases in which it appears substantially similar evidence will be offered at trial or the same or related parties are present and the cases arise out of the same transaction or occurrence) IN THIS OR ANY OTHER COURT, INCLUDING STATE COURT? \_\_\_\_\_ YES \_\_\_\_\_ NO

(b) IF **YES** GIVE THE FOLLOWING INFORMATION:

CASE NO: \_\_\_\_\_

COURT: \_\_\_\_\_

ASSIGNED JUDGE: \_\_\_\_\_

# JS-5 CIVIL CASE OPENING

DISTRICT	OFF.	DOCKET NO.		OR	FILING DATE			J	NATURE OF	DIV.		R 23	\$ DEMAND THOUSANDS	JUDGE	MAJ.	COUNTY	JURY DEM.	DOCKET YR. NUMBER	
		YR. NUMBER			MO.	DAY	YR.			PTF	DEF							YR.	
0104	1	89	00103	4	01	30	89	4	355	1	2		10	0495	04JJ	72001	Y	89	00103

**PLAINTIFFS**

| Estevez, Janice

**DEFENDANTS**

| Mejia, Bessy

**CAUSE**

(CITE THE U.S. CIVIL STATUTE UNDER WHICH THE CASE  
IS FILED AND WRITE A BRIEF STATEMENT OF CAUSE)

Action to recover damages for defendant's negligence; 28 USC 1332.



District	Off.	Docket No. Yr. Number	OR	Termination Date			R Z3	Judge	Mag.
Mo.	Day	Yr.							
0754	4	89 00065	4	01	31	89		5497	54JJ

<p><b>I - Procedural Progress at Termination</b></p> <p><b>BEFORE ISSUE JOINED</b></p> <p>Code</p> <p>01 <input type="checkbox"/> No Court Action</p> <p>02 <input type="checkbox"/> Order Entered</p> <p>11 <input type="checkbox"/> Hearing Held</p> <p>12 <input type="checkbox"/> Motion Decided</p> <p><b>AFTER ISSUE JOINED</b></p> <p>Code</p> <p>03 <input type="checkbox"/> No Court Action</p> <p>04 <input type="checkbox"/> Judgment on Motion</p> <p>05 <input type="checkbox"/> Pre-trial Conference Held</p> <p>06 <input type="checkbox"/> During Court Trial</p> <p>07 <input type="checkbox"/> During Jury Trial</p> <p>08 <input type="checkbox"/> After Court Trial</p> <p>09 <input checked="" type="checkbox"/> After Jury Trial</p> <p>10 <input type="checkbox"/> Other</p>	<p><b>II - Disposition</b></p> <p>Code</p> <p>00 <input type="checkbox"/> Transfer to Other District</p> <p>10 <input type="checkbox"/> MDL Transfer</p> <p>01 <input type="checkbox"/> Remanded to State Court</p> <p>11 <input type="checkbox"/> Remanded to U.S. Agency</p> <p><b>Dismissed</b></p> <p>02 <input type="checkbox"/> Want of Prosecution</p> <p>03 <input type="checkbox"/> Lack of Jurisdiction</p> <p>12 <input type="checkbox"/> Voluntarily</p> <p>13 <input type="checkbox"/> Settled</p> <p>14 <input type="checkbox"/> Other</p> <p><b>Judgment On:</b></p> <p>04 <input type="checkbox"/> Default</p> <p>05 <input type="checkbox"/> Consent</p> <p>06 <input type="checkbox"/> Motion Before Trial</p> <p>15 <input type="checkbox"/> Award of Arbitrator</p> <p>16 <input type="checkbox"/> Trial De Novo After Arbitration</p> <p>07 <input checked="" type="checkbox"/> Jury Verdict</p> <p>08 <input type="checkbox"/> Directed Verdict</p> <p>09 <input type="checkbox"/> Court Trial</p> <p>17 <input type="checkbox"/> Other</p> <p>18 <input type="checkbox"/> Statistical Closing</p>	<p><b>III - Nature of Judgment</b></p> <p>Code</p> <p>0 <input type="checkbox"/> No Monetary Award</p> <p>1 <input type="checkbox"/> \$ _____ Only</p> <p>Nearest \$1,000</p> <p>2 <input checked="" type="checkbox"/> 20 _____ And Other</p> <p>Nearest \$1,000</p> <p>3 <input type="checkbox"/> Injunction</p> <p>4 <input type="checkbox"/> Forfeiture, Foreclosure, Condemnation, Etc.</p> <p>5 <input type="checkbox"/> Costs Only</p> <p>6 <input type="checkbox"/> Costs and Attorney Fees</p> <p><b>IV - Judgment For:</b></p> <p>1 <input checked="" type="checkbox"/> Plaintiff</p> <p>2 <input type="checkbox"/> Defendant</p> <p>3 <input type="checkbox"/> Both</p>	<p><b>V - Procedural Dates</b></p> <table border="1"> <thead> <tr> <th></th> <th>MO.</th> <th>DAY</th> <th>YR.</th> </tr> </thead> <tbody> <tr> <td>1. Date Issue Joined</td> <td>01</td> <td>09</td> <td>89</td> </tr> <tr> <td>2. Pretrial Conf.</td> <td>01</td> <td>12</td> <td>89</td> </tr> <tr> <td>3. Trial Begin</td> <td>01</td> <td>15</td> <td>89</td> </tr> <tr> <td>4. Trial End</td> <td>01</td> <td>31</td> <td>89</td> </tr> </tbody> </table>		MO.	DAY	YR.	1. Date Issue Joined	01	09	89	2. Pretrial Conf.	01	12	89	3. Trial Begin	01	15	89	4. Trial End	01	31	89
	MO.	DAY	YR.																				
1. Date Issue Joined	01	09	89																				
2. Pretrial Conf.	01	12	89																				
3. Trial Begin	01	15	89																				
4. Trial End	01	31	89																				

JS-6 CIVIL CASE CLOSING

TABLE C 3. U.S. DISTRICT COURTS  
CIVIL CASES COMMENCED, BY NATURE OF SUIT AND DISTRICT  
DURING THE TWELVE MONTH PERIOD ENDED JUNE 30, 1990

CIRCUIT AND DISTRICT	TOTAL CIVIL CASES	UNITED STATES CASES														
		TOTAL U.S. CIVIL	CONTRACT	REAL PROPERTY	TORT ACTIONS	ANTI-TRUST	CIVIL RIGHTS	PRISONER PETITIONS				FORFEITURES & PENALTIES	LABOR SUITS	SOCIAL SECURITY	TAX SUITS	ALL OTHER
								MOTIONS TO VACATE SENTENCE	HABEAS CORPUS	CIVIL RIGHTS	MANDAMUS AND OTHER					
TOTAL...	217,879	56,300	15,638	6,676	3,133	20	2,483	2,970	1,967	1,149	525	6,193	155	7,439	2,638	4,314
DC.....	3,281	1,315	154	19	102	5	217	38	39	149	29	18	32	102	21	390
1ST...	7,853	2,058	438	461	123	-	47	97	14	7	-	294	2	314	46	145
ME.....	661	193	59	41	11	-	4	13	-	-	-	33	3	15	1	13
MA.....	4,129	713	174	24	66	-	26	13	9	5	-	195	49	52	39	61
NH.....	594	116	38	4	7	-	3	3	-	-	-	6	6	23	1	25
RI.....	689	88	22	3	10	-	4	2	-	1	-	19	4	7	1	15
PR.....	1,780	948	145	389	29	-	10	66	5	1	-	41	10	217	4	31
2ND...	19,070	4,016	757	202	265	2	213	287	106	42	292	6	89	538	184	373
CT.....	2,414	448	96	32	26	-	20	20	15	7	3	10	64	23	49	
NY, N....	1,488	388	73	51	26	-	14	-	37	4	1	89	13	54	11	15
NY, E....	4,432	1,394	349	33	103	1	57	133	15	11	56	232	34	193	61	116
NY, S....	8,772	1,246	145	25	80	1	93	119	33	15	232	115	22	131	76	159
NY, M....	1,599	438	87	45	28	-	23	15	4	3	-	112	9	69	13	30
VT.....	365	102	7	16	2	-	6	-	2	2	-	35	1	27	-	4
3RD...	21,158	3,182	582	214	324	4	176	143	122	81	12	260	12	655	142	340
DE.....	779	129	21	21	6	1	8	14	1	-	1	20	3	21	1	11
NJ.....	5,439	859	118	25	155	-	52	34	1	5	1	45	36	187	69	131
PA, E....	9,271	846	166	19	121	2	60	58	1	1	-	68	35	167	43	105
PA, M....	2,234	465	63	53	13	-	21	9	102	69	9	22	13	56	10	25
PA, N....	2,869	859	206	96	28	1	35	28	16	5	1	100	39	224	19	61
VI.....	566	24	8	-	1	-	-	-	1	1	-	5	1	-	-	7
4TH...	17,424	4,446	1,256	739	218	-	216	258	47	70	10	416	107	19	139	251
MD.....	3,500	794	273	91	55	-	62	56	2	1	2	50	10	33	37	69
NC, E....	1,288	480	231	6	24	-	15	14	27	27	2	52	7	37	10	30
NC, M....	711	269	129	2	4	-	18	28	1	11	1	31	6	15	7	12
NC, N....	715	263	106	3	1	-	22	27	-	3	1	30	7	47	7	9
SC.....	2,977	1,094	198	588	46	-	15	22	1	1	-	60	10	119	13	21
VA, E....	4,614	604	159	6	65	-	58	51	6	18	2	109	12	27	42	49
VA, M....	1,604	394	75	14	9	-	16	16	7	4	-	42	9	177	7	18
WV, N....	549	153	34	11	5	-	1	12	2	-	2	18	12	33	3	20
WV, S....	1,466	395	51	18	9	-	9	32	1	5	-	24	34	176	13	23
5TH...	29,173	7,872	2,951	1,244	400	-	289	433	253	56	11	687	126	558	345	519
LA, E....	4,860	719	229	97	67	-	24	34	2	-	-	75	11	80	53	47
LA, M....	1,125	154	57	35	9	-	9	7	-	1	-	2	1	13	9	11
LA, N....	3,174	1,405	140	865	44	-	21	10	102	1	1	17	4	147	13	40
MS, N....	1,214	247	68	44	6	-	7	13	-	-	-	57	2	36	3	11
MS, S....	1,831	417	169	37	30	-	17	12	1	2	-	44	5	57	15	28
TX, N....	4,962	1,385	632	63	57	-	71	81	40	1	1	75	24	96	95	139
TX, E....	3,020	413	137	26	13	-	13	22	34	0	2	42	2	54	13	35
TX, S....	5,983	1,994	1,093	62	64	-	70	138	27	2	2	232	45	38	83	138
TX, M....	3,004	1,138	426	15	110	-	57	116	47	1	5	143	32	37	61	70
6TH...	24,543	5,466	1,373	431	179	1	248	289	227	40	14	536	135	1,332	229	332
KY, E....	1,732	690	33	118	17	-	8	27	55	35	1	36	7	320	12	21
KY, M....	1,626	334	43	76	17	-	11	24	1	2	-	50	6	63	18	23
MI, E....	4,824	1,308	418	26	41	-	60	68	62	23	4	163	24	271	62	86
MI, M....	1,841	278	68	15	13	-	13	15	-	-	-	23	8	84	13	26
OH, N....	7,032	947	270	78	27	1	36	36	7	1	1	77	31	270	41	71
OH, S....	2,450	835	219	81	22	-	57	35	32	48	-	84	35	147	26	49
TN, E....	2,238	364	92	15	24	-	21	35	1	1	-	34	10	89	16	26
TN, M....	1,500	306	105	12	10	-	17	18	2	-	-	38	7	49	30	18
TN, N....	1,300	404	125	10	8	-	25	31	67	30	8	31	7	39	11	12

TABLE C 3. U.S. DISTRICT COURTS  
CIVIL CASES COMMENCED, BY NATURE OF SUIT AND DISTRICT  
DURING THE TWELVE MONTH PERIOD ENDED JUNE 30, 1990

CIRCUIT AND DISTRICT	TOTAL PRIVATE CIVIL	PRIVATE CASES													COPYRIGHT PATENT TRADEMARK	LABOR SUITS	ALL OTHER
		CONTRACT	REAL PROPERTY	FELA	MARINE PERSONAL INJURY	MOTOR VEHICLE PERSONAL INJURY	OTHER PERSONAL INJURY	OTHER TORT ACTIONS	ANTI-TRUST	CIVIL RIGHTS	PRISONER PETITIONS						
											HABEAS CORPUS	CIVIL RIGHTS	MANDAMUS AND OTHER				
TOTAL...	161,579	30,401	2,829	2,611	3,188	5,905	26,119	2,803	452	16,310	10,823	24,843	353	5,670	12,686	16,586	
DC.....	1,966	367	21	15	1	300	313	26	9	226	60	160	6	60	225	177	
1ST...	5,795	1,156	140	207	234	251	1,358	99	13	656	127	257	1	245	355	696	
ME.....	468	68	5	26	9	24	66	5	2	52	25	99	-	10	14	63	
MA.....	3,416	585	20	175	174	107	958	64	4	332	62	86	-	161	282	406	
NH.....	478	92	5	1	3	34	139	3	1	58	17	41	1	17	8	58	
RI.....	601	180	78	4	16	54	65	11	3	63	8	15	-	25	24	55	
PR.....	832	231	32	1	32	32	130	16	3	151	15	16	-	32	27	114	
2ND...	15,054	3,642	122	327	216	429	2,202	312	63	1,383	754	1,252	25	897	1,543	1,887	
CT.....	1,966	425	25	48	13	53	347	41	6	313	75	110	4	65	109	332	
NY, N....	1,100	102	8	53	4	35	182	7	3	136	83	200	1	32	94	160	
NY, E....	3,038	570	22	72	60	145	507	78	7	234	232	114	7	163	491	336	
NY, S....	7,526	2,372	64	128	133	160	869	165	36	542	256	525	13	586	775	902	
NY, M....	1,161	112	3	22	5	15	249	12	5	137	92	266	-	39	72	132	
VT.....	263	61	-	4	1	21	48	9	6	21	16	37	-	12	2	25	
3RD...	17,976	3,182	215	599	169	1,028	4,364	234	55	1,398	859	2,327	12	510	1,350	1,674	
DE.....	650	71	7	2	3	36	48	12	2	37	66	209	5	45	14	93	
NJ.....	4,580	1,113	27	81	58	246	619	82	16	482	190	485	1	236	414	530	
PA, E....	8,425	1,408	86	434	83	534	2,920	84	26	543	282	711	-	161	578	575	
PA, M....	1,769	167	18	10	1	116	378	13	4	111	134	617	5	25	74	96	
PA, H....	2,010	301	20	72	15	54	256	31	7	218	174	305	-	43	262	252	
VI.....	542	122	57	-	9	42	143	12	-	7	13	-	1	-	8	128	
4TH...	12,978	2,430	94	157	378	711	2,665	191	22	985	687	2,553	41	279	941	844	
MD.....	2,706	517	18	93	25	173	355	48	3	260	149	478	16	75	246	250	
DC, E....	808	134	6	2	18	23	73	8	-	57	60	327	12	26	24	38	
DC, M....	442	99	2	1	-	8	44	5	1	39	54	111	-	26	22	30	
NC, M....	452	125	3	-	-	15	55	5	1	48	16	100	-	23	18	43	
SC.....	1,883	497	16	2	26	191	302	48	3	201	109	170	7	45	149	117	
VA, E....	4,010	636	17	8	299	115	1,255	34	7	226	177	765	1	64	211	195	
VA, M....	1,210	141	9	17	2	82	255	17	4	55	65	404	1	4	64	90	
WV, M....	396	71	5	3	-	32	41	3	1	32	34	87	2	8	42	35	
WV, S....	1,071	210	18	31	8	72	285	23	2	67	23	111	2	8	165	46	
5TH...	21,301	4,450	345	80	1,492	640	3,380	452	41	1,827	1,483	3,488	30	438	964	2,191	
LA, E....	4,141	678	56	42	881	123	617	128	2	233	219	840	6	28	115	173	
LA, M....	971	126	12	3	21	23	119	14	3	30	108	424	4	14	35	35	
LA, H....	1,769	292	47	7	347	76	238	27	3	156	135	188	6	23	113	111	
MS, N....	967	153	9	1	13	72	84	19	1	103	44	415	-	4	18	31	
MS, S....	1,414	428	26	2	25	145	332	28	2	137	59	95	1	12	53	69	
TX, M....	3,577	916	56	4	2	45	278	78	8	409	332	355	2	142	167	783	
TX, E....	2,607	225	20	12	71	66	1,219	22	3	127	125	518	1	16	67	115	
TX, S....	3,989	1,088	45	-	131	54	358	95	15	387	326	429	9	151	284	617	
TX, H....	1,866	544	74	9	1	36	135	41	4	245	135	224	1	48	112	257	
6TH...	19,077	2,199	145	193	86	547	5,356	242	28	1,977	1,298	3,494	28	451	1,605	1,428	
KY, E....	1,042	177	17	16	8	70	130	8	4	110	125	250	1	9	71	46	
KY, M....	1,292	157	22	52	17	43	85	9	1	98	156	501	1	22	51	77	
MI, E....	3,516	611	27	39	18	71	438	50	4	429	243	486	3	145	645	307	
MI, M....	1,563	120	10	6	5	27	108	16	1	143	168	726	10	40	104	79	
OH, N....	6,085	389	32	40	13	74	4,010	34	7	455	190	153	1	89	362	236	
OH, S....	1,615	232	14	14	10	47	169	50	6	293	113	228	4	68	188	179	
TN, E....	1,874	246	12	16	2	117	200	21	1	178	156	437	2	29	95	362	
TN, M....	1,194	149	8	1	2	56	135	38	1	148	78	419	1	30	48	80	
TN, H....	896	118	3	9	11	42	81	16	3	123	69	294	5	19	41	62	

TABLE C 3. U.S. DISTRICT COURTS  
CIVIL CASES COMMENCED, BY NATURE OF SUIT AND DISTRICT  
DURING THE TWELVE MONTH PERIOD ENDED JUNE 30, 1990

CIRCUIT AND DISTRICT	UNITED STATES CASES															
	TOTAL CIVIL CASES	TOTAL U.S. CIVIL	CONTRACT	REAL PROPERTY	TORT ACTIONS	ANTI-TRUST	CIVIL RIGHTS	PRISONER PETITIONS				FORFEITURES AND PENALTIES	LABOR SUITS	SOCIAL SECURITY	TAX SUITS	ALL OTHER
								MOTIONS TO VACATE SENTENCE	HABEAS CORPUS	CIVIL RIGHTS	MAN-DAMUS AND OTHER					
7TH...	17,007	3,708	1,110	641	164	1	128	155	155	157	42	482	59	252	151	211
IL, N....	7,989	1,409	550	62	68	1	69	49	29	17	11	271	25	90	64	103
IL, C....	1,131	297	77	53	19	-	7	20	2	3	-	64	3	25	13	11
IL, S....	1,224	354	77	55	16	-	2	15	44	43	18	42	4	19	6	13
IN, N....	1,385	315	120	84	11	-	10	12	1	-	-	16	2	24	9	26
IN, S....	2,907	617	152	148	27	-	21	25	49	56	11	25	15	44	17	27
MI, E....	1,476	464	94	164	15	-	16	28	7	7	-	35	9	44	32	13
MI, N....	895	252	40	75	8	-	3	6	23	31	2	29	1	6	10	18
8TH...	14,328	4,206	940	850	132	3	143	168	241	86	43	285	44	835	120	316
AR, E....	2,274	750	88	345	8	-	27	8	1	-	-	25	9	194	9	36
AR, M....	975	352	43	157	6	-	4	7	-	1	-	23	3	78	8	22
IA, N....	557	193	51	37	4	-	6	13	-	-	1	6	-	53	4	18
IA, S....	1,036	271	57	34	7	1	4	14	2	2	-	20	4	88	18	20
MN, S....	2,089	690	204	22	26	2	24	22	97	26	22	57	8	93	32	55
MO, E....	2,772	548	173	9	24	-	34	30	5	12	-	71	5	144	11	30
MO, W....	2,399	680	131	16	15	-	26	34	133	41	18	34	8	133	16	75
NE, S....	1,361	347	93	118	14	-	6	15	1	4	-	30	4	24	12	24
ND, S....	447	230	60	92	16	-	6	14	1	-	-	6	2	10	5	18
SD, S....	418	145	40	20	12	-	6	11	1	-	2	13	1	18	5	16
9TH...	30,699	9,931	3,058	383	814	4	452	475	410	211	15	1,321	249	946	803	790
AK, S....	595	147	35	18	18	-	6	3	1	-	-	16	3	9	17	21
AZ, S....	2,863	845	385	35	69	-	40	40	6	2	1	101	28	34	43	61
CA, N....	4,801	1,583	582	6	145	1	87	46	109	152	5	95	30	123	103	99
CA, E....	2,549	778	164	34	60	-	42	57	4	2	-	73	35	200	47	60
CA, C....	8,824	2,927	897	25	223	1	129	111	250	20	4	366	76	226	373	226
CA, S....	1,923	894	214	6	99	1	43	59	8	10	2	277	20	75	29	51
HI, S....	1,025	255	41	5	34	-	17	34	3	1	-	66	3	3	24	24
ID, S....	618	231	26	90	6	1	5	10	-	2	-	46	3	14	9	19
MT, S....	772	272	50	83	29	-	4	13	2	1	-	3	8	49	13	17
NY, S....	1,625	341	81	6	19	-	15	17	4	15	1	45	13	5	44	76
OR, S....	1,964	596	160	31	33	-	22	50	18	4	2	93	18	83	40	42
VA, E....	714	252	84	18	19	-	4	6	1	-	-	34	2	45	19	20
WA, W....	2,323	793	337	26	60	-	38	27	4	1	-	105	10	79	36	70
GUAM, S....	81	16	2	-	-	-	-	2	-	-	-	1	-	1	6	3
NMI, S....	22	1	-	-	-	-	-	-	-	-	-	-	-	-	-	1
10TH...	11,340	3,576	902	905	168	-	139	129	134	112	25	198	65	267	272	260
CO, S....	2,355	547	194	32	38	-	39	21	27	24	-	31	22	26	43	50
KS, S....	1,931	693	180	179	17	-	20	20	72	45	24	24	11	24	38	39
NM, S....	1,295	481	95	117	30	-	22	24	12	19	-	75	3	44	10	30
OK, N....	1,136	357	89	111	6	-	7	16	5	3	-	22	6	31	18	43
OK, E....	684	194	42	54	16	-	7	8	1	7	-	7	1	34	11	8
OK, W....	2,288	879	189	366	36	-	29	24	15	12	1	19	5	84	51	48
UT, S....	1,240	322	87	37	15	-	9	13	2	2	-	16	14	16	86	25
WY, S....	411	101	26	9	10	-	6	3	-	-	-	4	3	8	15	17
11TH...	22,003	6,524	2,117	587	244	-	215	498	219	38	32	1,030	50	921	186	387
AL, N....	2,785	700	234	15	17	-	22	15	23	3	1	41	4	289	19	17
AL, M....	1,493	305	113	20	13	-	8	9	1	2	-	41	2	81	7	8
AL, S....	1,170	274	108	6	6	-	4	23	-	-	-	23	3	84	9	8
FL, N....	1,075	466	125	81	23	-	13	22	76	11	5	51	2	37	6	14
FL, M....	4,248	1,203	417	188	65	-	42	92	1	2	6	133	17	117	44	79
FL, S....	5,100	2,036	724	55	77	-	52	249	114	16	17	419	14	52	48	199
GA, N....	3,432	805	257	50	26	-	49	52	1	3	2	170	6	128	23	38
GA, M....	1,099	436	69	115	7	-	18	15	-	1	1	99	1	77	20	13
GA, S....	1,601	299	70	57	10	-	7	21	3	-	-	53	1	56	10	11

TABLE C 3. U.S. DISTRICT COURTS  
CIVIL CASES COMMENCED, BY NATURE OF SUIT AND DISTRICT  
DURING THE TWELVE MONTH PERIOD ENDED JUNE 30, 1990

CIRCUIT AND DISTRICT	TOTAL PRIVATE CIVIL	PRIVATE CASES														
		CONTRACT	REAL PROPERTY	FELA	MARINE PERSONAL INJURY	MOTOR VEHICLE PERSONAL INJURY	OTHER PERSONAL INJURY	OTHER TORT ACTIONS	ANTI-TRUST	CIVIL RIGHTS	PRISONER PETITIONS			COPYRIGHT PATENT TRADEMARK	LABOR SUITS	ALL OTHER
											HABEAS CORPUS	CIVIL RIGHTS	MAN-DAMUS AND OTHER			
7TH...	13,299	1,869	1,057	281	34	300	1,086	182	24	1,600	720	1,901	28	464	1,776	1,977
IL,N.....	6,580	1,154	976	144	8	104	433	86	13	839	123	487	17	314	1,256	626
IL,C.....	834	48	10	26	3	10	102	20	-	137	52	226	4	17	120	59
IL,S.....	870	76	11	46	11	33	140	13	2	66	44	271	1	6	100	50
IN,N.....	1,070	116	27	20	2	74	89	14	1	169	193	221	-	22	60	62
IN,S.....	2,290	232	19	30	5	51	238	23	2	159	163	255	2	33	109	969
WI,E.....	1,012	176	8	9	2	13	46	13	4	165	84	207	-	47	95	143
WI,M.....	643	67	6	6	3	15	38	13	2	65	61	234	4	25	36	68
8TH...	10,122	1,394	82	259	36	421	1,136	189	41	1,114	963	2,509	81	245	779	873
AR,E.....	1,524	165	12	74	5	55	193	27	5	225	164	437	56	16	32	58
AR,M.....	623	136	10	1	-	42	84	13	3	59	46	154	1	8	25	41
IA,N.....	364	53	5	3	2	15	40	12	-	26	19	128	-	11	24	26
IA,S.....	765	88	4	12	1	23	76	11	-	63	50	318	-	13	35	71
MN.....	1,399	262	17	32	6	47	207	26	20	139	50	67	2	92	219	213
MO,E.....	2,224	268	10	3	19	95	258	31	7	196	312	591	12	42	260	120
MO,M.....	1,719	229	9	15	2	48	120	38	1	212	227	545	6	23	112	132
NE.....	1,014	90	5	112	1	53	50	19	4	153	62	250	-	27	55	133
ND.....	217	41	3	3	-	13	73	4	1	11	9	7	2	4	8	38
SD.....	273	62	7	4	-	30	35	8	-	30	24	12	2	9	9	41
9TH...	20,768	4,721	274	239	414	329	1,413	405	81	2,118	1,919	2,911	35	1,334	1,954	2,554
AK.....	448	129	7	-	57	4	45	12	2	31	27	36	-	5	28	65
AZ.....	2,018	396	15	6	6	53	92	32	12	131	260	636	7	61	77	234
CA,N.....	3,218	709	25	8	45	20	190	45	7	407	220	351	7	223	498	463
CA,E.....	1,771	218	21	5	4	23	55	19	3	174	234	673	5	40	134	163
CA,C.....	5,897	1,618	79	98	53	52	267	122	24	649	557	117	-	739	699	827
CA,S.....	1,029	272	37	1	18	23	56	13	4	188	59	21	4	97	58	178
HI.....	770	154	14	-	22	19	176	32	1	47	61	102	1	14	56	71
ID.....	387	80	12	-	1	16	69	7	4	28	25	67	-	13	24	41
MT.....	500	135	14	32	-	28	85	22	-	33	29	36	-	5	36	45
NV.....	1,284	242	12	28	-	31	83	20	6	114	145	385	2	35	63	118
OR.....	1,368	286	14	3	23	28	161	43	5	173	106	183	9	32	155	147
WA,E.....	462	45	11	4	1	9	20	10	8	42	87	161	-	8	25	31
WA,M.....	1,530	428	10	54	183	22	109	27	5	158	108	141	-	55	102	128
GUAM.....	65	6	1	-	-	-	-	1	-	2	1	2	-	6	1	42
NMI.....	21	3	2	-	-	1	3	-	-	8	-	-	-	1	2	1
10TH...	7,764	1,718	202	226	9	346	897	157	32	1,049	566	924	32	225	374	1,007
CO.....	1,808	376	19	41	2	35	134	21	13	251	104	227	1	105	140	339
KS.....	1,238	228	19	49	1	61	145	28	1	189	93	210	10	24	47	133
NM.....	814	180	30	17	1	48	128	24	4	146	65	65	-	16	30	60
OK,N.....	779	209	37	2	1	31	118	22	2	93	63	35	-	14	51	101
OK,E.....	488	91	18	17	-	47	71	11	1	56	46	82	1	4	6	37
OK,M.....	1,409	363	59	2	-	70	174	35	5	145	164	141	20	17	47	167
UT.....	918	202	12	51	4	25	79	13	5	439	24	149	-	41	44	130
WY.....	310	69	8	47	-	29	48	3	1	30	7	15	-	4	9	40
11TH...	15,479	3,273	132	28	119	603	1,949	314	43	1,910	1,387	3,067	34	522	820	1,278
AL,N.....	2,085	429	17	3	-	99	141	45	3	370	265	439	-	19	131	124
AL,M.....	1,188	152	5	-	-	51	54	14	3	168	200	481	-	5	29	26
AL,S.....	896	202	12	6	22	30	200	10	2	79	97	165	1	9	32	29
FL,N.....	609	82	20	-	10	22	39	3	1	60	96	195	3	14	17	47
FL,M.....	3,045	632	25	2	29	57	201	32	9	371	301	783	6	158	160	279
FL,S.....	3,064	931	25	-	50	45	318	60	9	273	192	261	13	179	258	450
GA,N.....	2,627	576	16	8	2	143	317	130	12	406	137	380	11	115	134	240
GA,M.....	663	106	4	3	1	60	69	10	2	101	53	181	-	13	32	28
GA,S.....	1,302	163	8	6	5	96	610	10	2	82	46	182	-	10	27	55

TABLE C 3A. U.S. DISTRICT COURTS  
CIVIL PENDING, BY NATURE OF SUIT AND DISTRICT AS OF JUNE 30, 1990

CIRCUIT AND DISTRICT	UNITED STATES CASES															
	TOTAL CIVIL CASES	TOTAL U.S. CIVIL	CONTRACT	REAL PROPERTY	TORT ACTIONS	ANTI-TRUST	CIVIL RIGHTS	PRISONER PETITIONS				FORFEITURES AND PENALTIES	LABOR SUITS	SOCIAL SECURITY	TAX SUITS	ALL OTHER
								MOTIONS TO VACATE SENTENCE	HABEAS CORPUS	CIVIL RIGHTS	MAN-DAMUS AND OTHER					
TOTAL...	242,346	48,451	9,056	6,257	4,111	25	2,819	2,085	1,328	871	288	4,946	1,056	8,068	2,849	4,692
DC.....	4,066	1,981	236	14	207	4	243	57	23	175	22	17	31	441	10	501
1ST...	11,507	1,865	243	225	338	-	79	69	9	10	-	242	69	335	75	171
ME.....	537	146	34	23	15	-	4	7	-	-	-	26	2	12	1	22
MA.....	7,452	905	116	54	255	-	41	16	7	5	-	152	47	64	66	82
NH.....	810	114	26	3	16	-	3	1	-	-	-	16	9	13	1	26
RI.....	756	100	14	3	12	-	9	2	-	3	-	22	5	17	2	11
PR.....	1,952	600	53	142	40	-	22	43	2	2	-	26	6	229	5	30
2ND...	27,372	3,819	473	220	433	2	275	196	83	33	94	490	116	656	299	449
CT.....	3,257	372	34	38	39	-	24	8	3	2	-	70	10	71	37	36
NY,N.....	3,186	423	49	37	55	-	19	1	36	4	1	60	24	73	23	41
NY,E.....	5,806	1,420	238	62	196	-	76	96	13	10	46	160	37	248	93	145
NY,S.....	12,269	1,128	115	33	102	1	118	83	29	14	47	97	35	149	121	184
NY,W.....	2,440	381	33	37	39	1	32	8	1	2	-	76	8	84	23	37
VT.....	414	95	4	13	2	-	6	-	1	1	-	27	2	31	2	6
3RD...	22,006	2,300	208	157	288	4	165	81	47	53	7	201	85	608	123	273
DE.....	942	92	6	11	7	1	8	3	1	-	1	16	2	17	2	17
NJ.....	5,160	787	60	40	138	-	43	38	2	3	-	31	27	247	53	105
PA,E.....	9,784	548	46	11	89	2	54	29	-	1	1	36	20	151	32	76
PA,M.....	1,746	245	15	29	10	-	14	5	40	47	4	13	9	37	7	15
PA,W.....	3,001	587	71	66	33	1	46	6	4	1	1	98	25	154	27	54
VI.....	1,373	41	10	-	11	-	-	-	-	1	-	7	2	2	2	6
4TH...	15,879	3,179	467	514	235	-	199	200	24	38	7	263	92	808	119	213
MD.....	3,447	457	70	46	63	-	68	30	1	-	3	42	8	52	29	45
NC,E.....	1,056	303	78	37	30	-	15	12	11	17	1	37	3	30	8	24
NC,M.....	594	147	28	2	4	-	17	18	-	-	1	27	4	26	8	12
NC,W.....	818	205	50	4	1	-	21	20	-	1	-	30	6	52	10	10
SC.....	2,504	737	88	310	55	-	25	26	1	-	-	32	10	160	11	19
VA,E.....	3,322	344	60	28	45	-	25	51	6	17	1	30	7	29	14	31
VA,W.....	1,765	395	34	20	21	-	16	12	4	1	-	35	10	200	19	23
WV,N.....	752	215	23	51	7	-	5	10	1	-	1	13	21	46	8	29
WV,S.....	1,621	376	36	16	9	-	7	21	-	2	-	17	23	213	12	20
5TH...	36,444	7,315	2,109	1,306	504	-	338	342	308	50	13	509	123	767	383	563
LA,E.....	3,795	439	114	56	63	-	21	11	1	-	1	33	6	83	24	26
LA,M.....	1,441	188	49	37	16	-	15	2	-	1	-	3	1	32	12	20
LA,W.....	3,744	1,263	87	769	52	-	22	3	101	1	-	10	4	141	33	40
MS,N.....	1,348	187	30	35	10	-	7	10	-	-	-	54	1	23	8	9
MS,S.....	3,650	348	71	20	40	-	16	10	1	2	-	31	7	108	16	26
TX,N.....	5,121	1,392	619	68	66	-	77	83	36	5	-	68	24	120	105	121
TX,E.....	6,117	709	105	224	18	-	21	30	49	13	2	31	3	143	19	51
TX,S.....	8,185	1,826	794	69	108	-	87	118	35	5	3	183	53	74	109	188
TX,W.....	3,043	963	240	28	131	-	72	75	85	23	7	96	24	43	57	82
6TH...	28,757	4,601	683	427	267	1	321	154	154	103	13	465	138	1,208	286	381
KY,E.....	1,611	515	25	127	23	-	12	23	30	8	2	50	5	160	16	34
KY,W.....	1,857	298	26	53	22	-	15	7	-	1	-	47	4	57	37	29
MI,E.....	4,471	900	216	24	55	-	61	28	45	15	4	107	14	184	66	81
MI,W.....	1,715	202	31	15	17	-	15	11	-	-	-	11	8	50	12	32
OH,N.....	11,137	1,050	131	91	60	1	65	25	3	1	-	63	31	410	76	93
OH,S.....	3,081	724	79	75	32	-	65	20	40	53	-	78	43	161	29	49
TN,E.....	1,919	294	68	16	27	-	30	8	-	-	-	30	8	66	15	26
TN,M.....	1,206	222	42	14	9	-	14	9	2	-	-	34	7	55	22	14
TN,W.....	1,760	396	65	12	22	-	44	23	34	25	7	45	18	65	13	23

TABLE C 3A. U.S. DISTRICT COURTS  
CIVIL CASES PENDING, BY NATURE OF SUIT AND DISTRICT AS OF JUNE 30, 1990

CIRCUIT AND DISTRICT	TOTAL PRIVATE CIVIL	PRIVATE CASES											PRISONER PETITIONS			COPYRIGHT PATENT TRADEMARK	LABOR SUITS	ALL OTHER
		CONTRACT	REAL PROPERTY	FELA	MARINE PERSONAL INJURY	MOTOR VEHICLE PERSONAL INJURY	OTHER PERSONAL INJURY	OTHER TORT ACTIONS	ANTI-TRUST	CIVIL RIGHTS	HABEAS CORPUS	CIVIL RIGHTS	MAN-DAMUS AND OTHER					
TOTAL...	193,895	34,434	2,600	3,464	3,765	6,412	51,636	3,545	833	21,240	8,721	22,853	179	5,459	11,196	17,558		
DC.....	2,085	405	25	17	2	289	380	38	16	236	32	192	8	58	198	189		
1ST...	9,642	1,475	151	234	308	315	3,975	158	30	1,056	81	411	3	265	407	773		
ME.....	391	75	5	23	9	24	86	4	4	55	8	23	-	10	16	49		
MA.....	6,547	853	29	206	232	154	3,110	115	16	553	41	217	1	199	338	483		
NH.....	696	131	13	-	2	51	239	8	2	91	10	53	1	17	7	71		
RI.....	656	177	77	4	19	41	91	15	4	80	8	40	-	17	18	65		
PR.....	1,352	239	27	1	46	45	449	16	4	277	14	78	1	22	28	105		
2ND...	23,553	5,259	165	617	331	600	5,464	467	115	2,482	810	2,190	14	1,013	1,426	2,600		
CT.....	2,885	621	37	52	17	81	807	62	9	469	46	88	1	86	134	375		
NY,N.....	2,763	210	22	174	4	74	771	21	10	289	129	675	1	45	143	195		
NY,E.....	4,386	708	23	175	113	199	1,056	97	27	519	238	271	6	195	373	386		
NY,S.....	11,141	3,417	76	175	189	195	2,229	257	52	920	239	593	6	624	669	1,500		
NY,N.....	2,059	213	7	37	7	26	538	25	10	250	149	519	-	50	105	123		
VT.....	319	90	-	4	1	25	63	5	7	35	9	44	-	13	2	21		
3RD...	19,706	2,788	232	568	154	1,057	7,722	245	92	1,536	559	1,790	5	416	968	1,574		
DE.....	850	104	5	4	3	48	62	12	4	54	78	282	2	85	18	89		
NJ.....	4,373	984	29	101	58	261	699	74	18	560	184	489	1	187	282	446		
PA,E.....	9,236	859	54	351	59	418	5,563	68	35	468	164	327	1	85	337	447		
PA,M.....	1,501	144	14	9	1	99	472	10	21	108	47	434	-	14	47	81		
PA,N.....	2,414	461	24	102	15	87	472	55	14	316	77	254	-	44	257	236		
VI.....	1,332	236	106	1	18	144	454	26	-	30	9	4	1	1	27	275		
4TH...	12,700	2,279	137	234	195	665	4,039	193	34	1,044	454	1,710	13	197	714	792		
MD.....	2,990	517	16	113	29	174	925	49	9	303	69	356	4	56	165	205		
DC,E.....	753	138	18	2	17	28	154	8	1	57	39	187	6	17	21	60		
DC,M.....	447	92	3	-	-	9	52	10	3	55	37	74	-	21	31	60		
DC,N.....	613	145	2	4	-	22	156	10	4	80	23	72	-	20	22	53		
SC.....	1,767	435	20	3	23	159	373	37	4	201	108	174	3	34	82	111		
VA,E.....	2,978	361	15	10	119	68	1,416	16	5	121	111	528	-	27	86	95		
VA,M.....	1,370	240	38	41	1	99	393	31	6	99	39	203	-	12	77	91		
VA,S.....	537	118	7	5	-	44	100	2	1	50	22	53	-	5	65	65		
WV,S.....	1,245	233	18	56	6	62	470	30	1	78	6	63	-	5	165	52		
5TH...	29,129	5,449	401	98	1,888	741	8,533	628	78	2,862	1,528	3,155	17	452	1,083	2,216		
LA,E.....	3,356	548	42	43	900	118	630	132	5	238	102	316	1	19	100	162		
LA,M.....	1,253	211	20	5	31	20	282	18	5	86	85	363	1	16	36	74		
LA,N.....	2,481	429	60	9	591	118	453	47	7	239	95	142	2	33	128	128		
MS,N.....	1,161	177	13	1	14	83	122	24	-	160	40	454	1	5	30	37		
MS,S.....	3,302	495	33	2	40	158	1,944	43	3	213	98	111	-	11	70	81		
TX,N.....	3,729	1,051	63	7	2	58	269	95	20	590	336	277	1	136	200	624		
TX,E.....	5,408	324	26	14	96	76	3,527	32	9	239	169	613	-	16	73	194		
TX,S.....	6,359	1,577	89	6	213	69	1,157	173	23	752	497	681	9	175	344	594		
TX,M.....	2,080	637	55	11	1	41	149	64	6	345	106	198	2	41	102	322		
6TH...	24,156	2,694	190	393	138	604	9,743	301	59	2,681	981	2,629	15	478	1,554	1,696		
KY,E.....	1,096	236	30	22	15	66	201	15	6	147	66	139	-	9	75	69		
KY,M.....	1,559	254	28	192	29	65	238	24	-	159	76	329	-	28	59	78		
MI,E.....	3,571	572	22	46	27	65	838	46	10	433	210	353	1	140	450	358		
MI,M.....	1,513	118	10	10	5	35	128	18	3	143	186	651	7	30	93	76		
OH,N.....	10,087	569	44	69	25	77	7,247	53	18	751	197	133	1	100	461	342		
OH,S.....	2,357	331	25	21	6	60	468	54	6	465	108	271	2	81	216	243		
TN,E.....	1,625	234	12	18	4	113	303	23	2	178	49	208	-	35	89	357		
TN,M.....	984	146	7	1	4	54	152	21	4	147	42	267	1	25	45	68		
TN,N.....	1,364	234	12	14	23	69	168	47	10	258	47	278	3	30	66	105		

TABLE C 3A. U.S. DISTRICT COURTS  
CIVIL PENDING, BY NATURE OF SUIT AND DISTRICT AS OF JUNE 30, 1990

CIRCUIT AND DISTRICT	TOTAL CIVIL CASES	UNITED STATES CASES														
		TOTAL U.S. CIVIL	CONTRACT	REAL PROP-ERTY	TORT ACTIONS	ANTI-TRUST	CIVIL RIGHTS	PRISONER PETITIONS				FORFEIT-URES AND PENAL-TIES	LABOR SUITS	SOCIAL SECURITY	TAX SUITS	ALL OTHER
								MOTIONS TO VACATE SENTENCE	HABEAS CORPUS	CIVIL RIGHTS	MAN-DAMUS AND OTHER					
7TH...	15,134	2,672	449	428	198	4	146	85	74	111	36	282	46	440	186	187
IL, M....	6,347	837	207	35	64	4	69	24	9	8	4	146	21	102	74	70
IL, C....	1,280	228	25	41	22	-	11	11	1	3	-	39	2	40	21	12
IL, S....	1,525	326	30	41	32	-	6	12	28	55	31	21	4	38	9	19
IN, M....	1,486	308	40	67	14	-	12	9	1	1	-	10	2	110	11	31
IN, S....	2,814	529	81	104	33	-	34	15	33	39	1	20	10	89	36	34
MI, E....	1,377	351	61	104	26	-	13	13	-	1	-	27	6	57	30	13
MI, M....	305	93	5	36	7	-	1	1	2	4	-	19	1	4	5	8
8TH...	15,159	2,992	394	515	146	4	161	109	149	54	16	257	49	712	156	270
AR, E....	2,057	476	25	168	5	-	21	4	2	-	-	20	9	180	12	30
AR, M....	569	157	10	72	3	-	1	5	-	1	-	9	3	38	2	13
IA, M....	594	123	14	28	7	-	6	8	-	-	1	7	2	30	8	12
IA, S....	2,247	254	27	35	12	1	3	6	-	3	-	26	9	86	19	27
MN, S....	2,000	463	66	24	27	2	28	13	59	18	7	44	7	74	41	53
MO, E....	2,887	477	83	10	24	1	42	24	4	8	-	61	5	143	25	47
MO, W....	2,501	505	77	18	21	-	32	27	82	19	8	33	5	127	21	35
NE, S....	1,503	301	47	99	16	-	13	8	1	2	-	46	4	23	13	29
ND, S....	448	143	25	51	17	-	9	4	1	-	-	2	4	5	10	15
SD, S....	353	93	20	10	14	-	6	10	-	3	-	9	1	6	5	9
9TH...	34,410	10,387	2,629	1,320	991	5	525	377	227	150	12	1,179	195	919	747	1,111
AK, S....	1,041	235	50	34	38	-	13	1	-	-	-	18	5	11	22	43
AZ, S....	3,413	753	213	60	92	1	51	49	8	1	1	72	32	36	60	77
CA, M....	4,945	1,384	475	29	166	-	105	39	61	99	2	79	26	101	112	90
CA, E....	2,933	829	104	40	77	-	57	56	18	3	-	108	20	212	54	80
CA, C....	8,586	3,043	1,260	28	229	2	125	63	102	21	3	269	44	184	239	474
CA, S....	2,332	938	179	20	131	1	39	50	11	9	3	290	19	85	43	58
HI, S....	1,796	295	20	21	46	-	23	23	5	-	-	87	5	8	28	29
ID, S....	749	240	14	100	17	1	7	4	-	1	-	36	4	18	15	23
MT, S....	1,294	345	45	114	42	-	7	9	1	1	-	5	6	64	16	35
NV, S....	1,896	333	39	27	46	-	18	21	4	12	1	29	12	7	45	72
OR, S....	1,664	405	48	22	31	-	26	41	14	1	2	64	8	77	35	36
MA, E....	631	184	27	19	20	-	9	5	1	-	-	18	2	35	26	22
MA, M....	2,189	603	153	29	53	-	43	16	2	1	-	103	12	81	45	65
GUAM, S....	898	794	2	777	3	-	-	-	-	1	-	1	-	-	7	3
NMI, S....	43	6	-	-	-	-	2	-	-	-	-	-	-	-	-	4
10TH...	11,364	2,821	457	656	211	-	144	104	124	65	45	160	63	250	262	280
CO, S....	2,135	402	78	34	44	-	37	6	14	12	-	25	17	21	58	56
KS, S....	1,978	571	89	105	28	-	20	13	81	26	45	18	11	50	47	38
NM, S....	1,797	546	81	130	42	-	36	48	13	14	-	58	7	53	8	56
OK, N....	1,631	298	59	86	7	-	8	12	3	3	-	18	3	37	28	34
OK, E....	385	92	8	21	9	-	2	3	1	1	-	4	1	29	11	2
OK, M....	1,344	463	59	223	29	-	20	3	9	5	-	10	3	41	26	35
UT, S....	1,774	355	64	44	46	-	17	13	2	4	-	22	18	14	72	39
WY, S....	320	94	19	13	6	-	4	6	1	-	-	5	3	5	12	20
11TH...	20,248	4,519	708	475	293	1	223	311	106	29	23	881	49	924	203	293
AL, M....	2,157	416	61	16	14	-	23	16	8	3	-	27	1	204	30	13
AL, S....	1,140	203	27	12	15	-	7	11	-	1	-	21	1	98	4	6
AL, S....	1,166	173	20	7	5	-	4	13	-	1	-	23	2	83	8	7
FL, N....	1,150	384	54	46	38	1	12	21	51	11	4	61	5	55	10	15
FL, M....	4,273	933	159	187	91	-	51	59	5	-	3	124	14	105	52	83
FL, S....	4,100	1,143	214	61	80	-	46	121	40	6	9	328	16	55	48	119
GA, N....	3,463	615	114	34	28	-	54	45	1	6	6	154	7	106	31	29
GA, M....	1,421	440	39	68	13	-	15	12	-	1	1	99	2	165	12	13
GA, S....	1,378	212	20	44	9	-	11	13	1	-	-	44	1	53	8	8



TABLE C 3A. U.S. DISTRICT COURTS  
CIVIL CASES PENDING, BY NATURE OF SUIT AND DISTRICT AS OF JUNE 30, 1990

CIRCUIT AND DISTRICT	TOTAL PRIVATE CIVIL	PRIVATE CASES												COPYRIGHT PATENT TRADEMARK	LABOR SUITS	ALL OTHER
		CONTRACT	REAL PROPERTY	FELA	MARINE PERSONAL INJURY	MOTOR VEHICLE PERSONAL INJURY	OTHER PERSONAL INJURY	OTHER TORT ACTIONS	ANTI-TRUST	CIVIL RIGHTS	PRISONER PETITIONS					
											HABEAS CORPUS	CIVIL RIGHTS	MANDAMUS AND OTHER			
7TH...	12,462	1,969	407	293	43	405	1,910	232	65	1,959	376	1,568	8	413	1,220	1,594
IL, N....	5,510	1,037	319	139	13	124	832	86	42	947	99	399	3	262	665	543
IL, C....	1,052	77	7	35	5	31	190	22	5	193	39	263	3	19	99	64
IL, S....	1,199	106	10	35	11	47	269	20	3	93	33	352	1	12	144	63
IN, N....	1,178	159	27	22	2	98	121	25	3	231	68	255	-	27	68	72
IN, S....	2,285	336	29	46	6	84	375	46	5	265	87	131	1	32	132	710
MI, E....	1,026	223	13	12	5	14	102	24	6	191	46	130	-	50	95	115
MI, W....	212	31	2	4	1	7	21	9	1	39	4	38	-	11	17	27
8TH...	12,167	1,742	100	397	46	456	2,554	267	72	1,421	783	2,444	35	251	722	877
AR, E....	1,581	156	8	75	7	53	220	29	8	248	199	474	16	10	27	51
AR, W....	412	95	5	1	-	30	81	9	2	48	24	70	1	5	17	24
IA, N....	471	84	12	4	3	24	73	23	1	50	18	95	-	18	24	42
IA, S....	1,993	166	6	70	1	43	1,030	21	3	115	46	361	-	14	41	76
MN....	1,537	308	28	39	11	47	222	29	34	233	37	80	3	87	180	199
MO, E....	2,410	365	14	2	22	104	329	60	10	286	220	561	7	47	233	150
MO, W....	1,996	308	12	6	1	53	248	40	4	240	172	578	6	25	138	165
NE....	1,202	127	7	189	1	58	168	37	8	157	46	214	-	33	44	113
ND....	305	64	1	6	-	15	139	10	2	16	6	3	1	5	9	28
SD....	260	69	7	5	-	29	44	9	-	28	15	8	1	7	9	29
9TH...	24,023	5,240	420	324	500	369	3,025	494	144	2,524	1,504	3,481	28	1,256	1,775	2,939
AK....	806	222	17	-	96	13	143	25	7	44	30	55	1	6	40	107
AZ....	2,660	479	21	13	5	57	243	43	19	152	242	925	6	69	96	290
CA, N....	3,561	758	47	15	55	21	283	65	26	507	197	376	5	215	465	526
CA, E....	2,104	267	33	10	3	30	70	33	7	240	268	794	4	41	137	167
CA, C....	5,543	1,389	55	107	56	49	648	110	40	730	257	110	-	652	492	848
CA, S....	1,394	429	51	1	26	25	98	31	4	163	34	25	3	98	70	336
HI....	1,501	239	22	-	27	21	692	32	2	77	73	131	1	25	67	92
ID....	509	136	17	1	1	24	92	8	6	48	24	65	-	10	32	45
MT....	949	234	32	68	-	36	239	28	3	51	38	90	-	11	62	57
NV....	1,563	348	21	35	-	36	141	29	9	153	127	438	-	31	82	113
OR....	1,259	261	17	2	24	23	198	46	6	154	105	150	6	31	106	130
WA, E....	447	49	16	3	1	13	44	14	9	43	27	157	-	6	28	37
WA, W....	1,586	414	21	69	201	21	127	28	5	148	81	164	1	54	95	157
GUAM....	104	7	48	-	2	-	3	2	-	4	1	1	1	6	1	28
WVI....	37	8	2	-	3	-	4	-	1	10	-	-	-	1	2	6
10TH...	8,543	1,910	222	260	7	306	1,655	211	51	1,243	364	724	5	192	356	1,037
CO....	1,733	410	31	48	1	40	185	36	17	284	61	135	-	72	110	303
KS....	1,407	338	22	48	-	67	209	49	8	247	55	119	4	30	54	157
MH....	1,251	282	40	41	-	57	185	33	9	216	107	136	-	14	38	93
OK, W....	1,333	205	35	3	1	25	671	28	2	108	57	32	-	18	47	101
OK, E....	293	49	13	12	-	24	48	5	1	38	28	49	1	-	1	24
OK, W....	881	245	47	-	-	37	144	31	5	130	31	26	-	10	36	139
UT....	1,419	328	27	78	5	36	170	25	8	195	22	219	-	46	64	196
NY....	226	53	7	30	-	20	43	4	1	25	3	8	-	2	6	24
11TH...	15,729	3,224	150	29	153	605	2,636	311	77	2,196	1,249	2,559	28	468	773	1,271
AL, N....	1,741	383	16	1	1	89	140	35	4	359	189	309	-	17	114	84
AL, M....	937	104	3	-	-	39	62	11	4	139	183	353	-	2	23	14
AL, S....	993	157	12	6	30	18	236	11	4	81	158	227	1	3	27	22
FL, N....	766	143	20	2	15	25	48	5	6	106	80	166	1	16	29	104
FL, M....	3,340	673	38	2	49	68	519	38	16	420	302	620	6	125	150	314
FL, S....	2,957	857	27	-	50	39	411	68	21	324	145	201	8	160	235	411
GA, N....	2,848	661	21	9	2	176	458	114	17	515	111	263	10	123	124	244
GA, M....	981	151	8	3	1	73	135	16	3	175	45	268	2	15	47	39
GA, S....	1,166	95	5	6	5	78	627	13	2	77	36	152	-	7	24	39

TABLE C-38. U.S. DISTRICT COURTS  
CIVIL CASES TERMINATED, BY NATURE OF SUIT AND DISTRICT  
DURING THE TWELVE MONTH PERIOD ENDED JUNE 30, 1990

CIRCUIT AND DISTRICT	TOTAL CIVIL CASES	UNITED STATES CASES														
		TOTAL U.S. CIVIL	CONTRACT	REAL PROPERTY	TORT ACTIONS	ANTI-TRUST	CIVIL RIGHTS	PRISONER PETITIONS				FORFEITURES AND PENALTIES	LABOR SUITS	SOCIAL SECURITY	TAX SUITS	ALL OTHER
								MOTIONS TO VACATE SENTENCE	HABEAS CORPUS	CIVIL RIGHTS	MAN-DAMUS AND OTHER					
TOTAL...	213,922	56,637	16,275	6,107	3,115	11	2,423	2,533	1,713	997	477	5,358	1,127	9,877	2,540	4,084
DC.....	3,327	1,177	111	15	88	3	249	8	42	100	35	24	35	48	24	395
1ST...	6,948	2,073	418	445	127	-	64	82	16	5	-	234	67	430	45	140
ME.....	653	179	45	40	11	-	7	11	-	-	-	19	3	27	3	13
MA.....	3,372	695	179	28	72	-	35	6	8	5	-	148	42	77	30	5
NH.....	509	115	29	2	7	-	3	3	-	-	-	7	11	33	5	-
RI.....	629	92	20	2	11	-	8	-	1	-	-	18	-	13	1	-
PR.....	1,785	992	145	373	26	-	11	62	7	-	-	42	11	280	6	2
2ND...	18,105	3,948	727	175	266	3	185	233	95	42	218	572	85	822	180	35
CT.....	2,257	462	101	17	31	-	25	13	15	8	4	67	16	85	26	54
NY, N....	1,414	381	68	42	30	-	14	1	20	5	1	73	8	88	10	21
NY, E....	3,956	1,310	303	38	112	2	49	99	11	4	21	186	34	295	61	95
NY, S....	8,541	1,194	149	15	78	1	77	105	41	19	192	106	15	195	62	139
NY, W....	1,606	496	97	41	14	-	16	15	6	5	-	112	11	130	19	30
VT.....	331	105	9	22	1	-	4	-	2	1	-	28	1	29	2	6
3RD...	20,137	3,361	672	217	338	1	182	128	124	76	9	218	136	837	155	268
DE.....	619	118	24	16	6	-	4	12	-	1	-	16	2	22	6	9
NJ.....	5,767	1,005	207	33	162	-	57	31	-	5	1	56	37	253	72	91
PA, E....	8,389	899	169	24	114	1	72	54	1	-	-	69	45	226	36	88
PA, M....	1,956	447	61	62	15	-	15	5	103	64	8	15	9	61	6	23
PA, W....	2,896	871	210	82	38	-	34	26	18	6	-	52	43	275	33	54
VI.....	510	21	1	-	3	-	-	-	2	-	-	10	-	-	2	3
4TH...	18,376	5,160	1,451	788	218	-	210	228	69	78	9	387	83	1,225	170	244
MD.....	3,969	954	319	91	54	-	57	80	1	3	2	61	15	131	56	84
NC, E....	1,327	459	267	7	19	-	13	11	19	17	1	48	7	21	9	20
NC, M....	815	306	152	-	4	-	15	22	3	11	-	30	3	47	7	12
NC, W....	621	217	111	3	3	-	14	22	2	4	1	16	4	26	4	7
SC.....	3,204	1,327	297	640	46	-	19	16	-	1	-	49	5	221	17	16
VA, E....	4,581	690	145	9	74	-	65	35	32	32	4	131	14	43	49	57
VA, W....	1,641	533	92	6	9	-	12	12	5	4	-	29	8	326	12	18
WV, N....	559	158	24	17	3	-	2	9	1	2	1	9	5	66	5	14
WV, S....	1,659	516	44	15	6	-	13	21	6	4	-	14	22	344	11	16
5TH...	29,351	6,658	2,449	791	333	-	246	384	135	49	12	537	107	779	329	507
LA, E....	5,502	745	202	106	65	-	16	41	2	1	3	80	11	113	53	52
LA, M....	976	155	52	22	10	-	8	6	-	-	-	3	2	42	4	6
LA, W....	2,991	973	145	473	47	-	18	13	3	-	1	16	10	194	19	34
MS, N....	1,139	241	86	52	8	-	4	11	1	1	-	16	2	48	3	9
MS, S....	2,134	402	189	32	20	-	18	8	-	-	-	20	5	69	13	28
TX, N....	4,867	1,189	571	26	40	-	41	65	29	8	2	76	25	76	76	154
TX, E....	2,975	401	138	25	5	-	8	21	21	16	2	26	6	89	14	30
TX, S....	5,878	1,493	699	39	58	-	71	115	13	1	1	192	26	78	93	107
TX, W....	2,889	1,059	367	16	80	-	62	104	66	22	3	108	20	70	54	87
6TH...	21,860	5,959	1,439	350	194	-	254	247	213	127	10	414	148	1,989	243	331
KY, E....	1,956	830	26	87	10	-	9	27	55	40	1	58	11	466	15	25
KY, W....	1,677	344	52	69	13	-	11	24	1	1	-	28	9	92	23	21
MI, E....	5,101	1,332	358	15	49	-	65	59	50	20	-	122	30	428	64	72
MI, W....	1,893	346	75	19	16	-	12	7	-	-	-	25	5	139	18	30
OH, N....	3,267	966	296	54	29	-	35	33	10	3	1	58	35	322	34	56
OH, S....	2,812	979	227	55	32	-	67	30	35	33	-	50	27	339	29	55
TN, E....	2,152	448	159	33	28	-	14	33	1	1	-	24	14	94	15	32
TN, M....	1,730	305	100	7	9	-	20	13	3	-	-	20	9	63	36	25
TN, W....	1,272	409	146	11	8	-	21	21	58	29	8	29	8	46	9	15

TABLE C 38. U.S. DISTRICT COURTS  
CIVIL CASES TERMINATED, BY NATURE OF SUIT AND DISTRICT  
DURING THE TWELVE MONTH PERIOD ENDED JUNE 30, 1990

CIRCUIT AND DISTRICT	TOTAL PRIVATE CIVIL	PRIVATE CASES													COPYRIGHT PATENT TRADEMARK	LABOR SUITS	ALL OTHER
		CONTRACT	REAL PROPERTY	FELA	MARINE PERSONAL INJURY	MOTOR VEHICLE PERSONAL INJURY	OTHER PERSONAL INJURY	OTHER TORT ACTIONS	ANTI-TRUST	CIVIL RIGHTS	PRISONER PETITIONS						
											HABEAS CORPUS	CIVIL RIGHTS	MAN-DAMUS AND OTHER				
TOTAL...	157,285	35,174	3,164	2,399	3,155	6,732	20,038	3,119	654	16,143	9,996	23,481	333	5,627	12,032	15,238	
DC.....	2,150	450	29	20	-	401	308	39	5	208	60	162	4	45	258	161	
1ST...	4,875	1,163	85	111	167	277	805	97	18	604	149	305	2	249	346	497	
ME.....	474	68	3	36	9	30	62	7	3	34	26	117	-	12	15	52	
MA.....	2,677	585	28	70	129	113	422	59	9	321	84	135	-	166	271	285	
MH.....	394	81	3	1	3	31	109	5	1	42	14	26	1	23	12	42	
RI.....	537	184	21	4	5	66	78	8	-	68	8	18	1	21	16	39	
PR.....	793	245	30	-	21	37	134	18	5	139	17	9	-	27	32	79	
2ND...	14,157	3,995	123	301	234	455	1,431	301	180	1,303	711	1,327	21	893	1,325	1,557	
CT.....	1,795	380	28	32	7	77	354	53	7	281	60	100	5	64	105	242	
NY,N.....	1,033	126	4	65	2	49	139	8	3	119	73	199	2	38	73	133	
NY,E.....	2,646	613	23	72	51	148	306	64	9	253	185	103	6	158	410	245	
NY,S.....	7,347	2,716	57	101	168	133	479	148	153	518	276	564	8	588	666	772	
NY,H.....	1,110	114	7	30	5	29	113	24	4	116	106	326	-	34	67	135	
VT.....	226	46	4	1	1	19	40	4	4	16	11	35	-	11	4	30	
3RD...	16,776	4,011	231	474	190	1,352	2,739	313	63	1,381	794	1,778	9	507	1,239	1,695	
DE.....	501	73	6	2	2	48	57	10	3	30	33	107	3	48	9	70	
NJ.....	4,762	1,332	38	42	65	344	553	104	21	509	197	418	-	230	373	536	
PA,E.....	7,490	1,794	90	360	101	704	1,571	124	25	538	266	642	-	153	520	602	
PA,M.....	1,509	224	21	9	1	134	271	31	3	99	128	387	6	28	72	95	
PA,H.....	2,025	494	35	61	16	69	161	40	11	192	156	224	-	48	258	260	
VI.....	489	94	41	-	5	53	126	4	-	13	14	-	-	-	7	132	
4TH...	13,216	2,698	108	230	271	726	2,549	226	32	991	780	2,649	40	302	843	771	
MD.....	3,015	566	19	75	29	186	628	59	6	260	149	491	16	87	235	209	
NC,E.....	868	130	2	1	6	26	66	8	-	51	97	383	10	21	20	47	
NC,M.....	509	101	2	1	-	11	36	9	4	46	58	178	-	21	10	32	
NC,W.....	404	136	5	-	-	5	32	7	1	47	28	76	-	34	12	21	
SC.....	1,877	522	20	1	11	200	313	60	6	195	99	144	6	56	150	9	
VA,E.....	3,891	730	26	4	212	114	1,149	42	7	208	206	743	2	56	198	194	
VA,H.....	1,108	178	13	23	1	82	83	16	1	81	73	416	1	6	40	94	
VA,N.....	401	85	5	3	-	22	38	5	1	32	33	114	2	8	27	26	
VA,S.....	1,143	250	16	122	12	80	204	20	6	71	37	104	3	13	151	54	
5TH...	22,693	5,363	383	78	1,611	744	3,996	514	54	1,984	1,426	3,058	42	438	868	2,134	
LA,E.....	4,757	1,009	82	23	906	172	628	171	6	276	221	912	11	28	123	189	
LA,M.....	821	126	10	-	21	33	89	13	1	69	56	332	5	9	27	30	
LA,H.....	2,018	376	47	11	403	83	333	26	2	146	153	220	4	23	92	99	
MS,N.....	898	174	10	2	10	99	110	11	1	99	74	254	1	4	15	34	
MS,S.....	1,732	421	41	1	28	140	670	25	1	130	59	86	1	12	62	55	
TX,N.....	3,678	1,121	48	7	2	51	368	77	13	376	265	346	2	160	125	717	
TX,E.....	2,574	268	28	17	60	65	1,261	25	4	119	132	396	3	12	67	117	
TX,S.....	4,385	1,342	68	9	180	66	374	118	13	534	286	339	15	135	259	647	
TX,H.....	1,830	526	49	8	1	35	163	48	13	235	180	173	-	55	98	246	
6TH...	15,901	2,787	132	248	84	622	2,107	268	39	1,982	1,123	3,320	23	442	1,550	1,174	
KY,E.....	1,126	250	21	20	9	80	104	8	1	108	115	285	3	9	55	58	
KY,M.....	1,333	213	7	17	15	42	91	27	2	109	146	461	1	31	72	99	
MI,E.....	3,769	862	21	72	23	64	604	52	5	382	196	525	2	131	575	255	
MI,M.....	1,547	169	10	14	3	24	91	12	4	138	118	729	4	33	118	80	
OH,N.....	2,301	397	31	70	11	90	224	33	13	492	143	119	-	84	378	216	
OH,S.....	1,833	298	6	26	9	65	257	39	10	325	136	236	5	59	187	175	
TN,E.....	1,704	291	23	22	2	158	206	36	-	165	135	422	2	25	83	134	
TN,M.....	1,425	194	8	1	3	56	422	35	1	126	73	329	1	40	47	89	
TN,H.....	863	113	5	6	9	43	108	26	3	137	61	214	5	30	35	68	

CIVIL CASES TERMINATED, BY NATURE OF SUIT AND DISTRICT  
DURING THE TWELVE MONTH PERIOD ENDED JUNE 30, 1990

CIRCUIT AND DISTRICT	TOTAL CIVIL CASES	UNITED STATES CASES														
		TOTAL U.S. CIVIL	CONTRACT	REAL PROP-ERTY	TORT ACTIONS	ANTI-TRUST	CIVIL RIGHTS	PRISONER PETITIONS				FORFEITURES AND PENALTIES	LABOR SUITS	SOCIAL SECURITY	TAX SUITS	ALL OTHER
								MOTIONS TO VACATE SENTENCE	HABEAS CORPUS	CIVIL RIGHTS	MAN-DAMUS AND OTHER					
7TH...	17,784	4,063	1,184	658	160	1	143	140	163	163	53	421	65	535	163	214
IL, N....	8,687	1,560	585	92	79	-	76	45	35	20	11	252	25	171	61	108
IL, C....	1,061	291	71	60	15	-	12	17	3	-	-	44	6	37	12	14
IL, S....	1,430	383	86	44	15	-	3	9	44	43	24	34	7	47	6	21
IN, N....	1,807	417	126	120	9	-	8	19	-	1	-	26	5	71	12	20
IN, S....	2,400	725	165	147	24	1	21	19	51	61	14	21	15	132	28	26
MI, E....	1,477	424	91	125	13	-	17	24	7	8	-	27	7	64	31	10
MI, W....	922	263	60	70	5	-	6	7	23	30	4	17	-	13	13	15
8TH...	15,093	4,518	1,100	769	179	-	120	147	224	107	58	250	59	1,029	146	330
AR, E....	2,384	821	103	291	17	-	21	13	-	1	-	8	9	323	7	28
AR, W....	1,104	369	40	153	19	-	5	3	-	-	-	27	4	85	14	19
IA, N....	624	249	57	36	5	-	4	11	-	2	-	16	3	91	2	22
IA, S....	1,136	309	73	38	13	-	9	11	5	2	-	23	-	96	16	23
MN, S....	2,140	758	246	29	25	-	16	18	113	45	27	48	9	93	40	49
MO, E....	2,822	628	200	29	33	-	30	32	3	11	3	67	17	150	19	34
MO, W....	2,661	679	167	15	19	-	19	25	100	42	26	29	7	131	18	81
NE, S....	1,355	324	109	70	23	-	11	14	-	3	-	13	8	33	15	25
ND, S....	450	242	62	86	17	-	1	14	-	-	-	14	2	12	10	24
SD, S....	417	139	43	22	8	-	4	6	3	1	2	5	-	15	5	25
9TH...	31,136	10,150	3,736	472	798	1	444	394	331	132	9	1,336	224	924	652	697
AK, S....	563	141	28	11	28	-	4	7	2	1	2	15	2	3	16	22
AZ, S....	2,597	796	390	54	56	-	36	25	5	5	-	73	19	49	29	55
CA, N....	4,837	1,801	927	17	128	1	86	46	52	65	4	113	32	147	90	93
CA, E....	2,182	688	194	37	60	-	38	37	5	3	1	65	22	133	43	50
CA, C....	8,966	2,854	1,061	33	222	-	121	109	225	27	1	343	78	210	254	170
CA, S....	2,243	977	204	13	100	-	54	36	18	10	-	372	19	74	26	51
HI, S....	1,148	259	54	19	38	-	11	20	-	2	1	67	4	6	17	20
ID, S....	655	256	46	68	13	-	5	9	-	1	-	44	2	31	18	19
MT, S....	914	297	55	129	19	-	2	4	1	1	-	10	3	48	10	15
NV, S....	1,615	398	119	6	29	-	15	21	3	11	-	43	12	6	61	72
OR, S....	1,987	589	180	29	38	-	22	36	11	4	-	80	20	85	33	51
WA, E....	1,096	348	127	25	16	-	13	4	6	2	-	54	3	53	24	21
WA, W....	2,239	732	349	30	51	-	35	37	3	-	-	57	7	78	31	54
GUAM, S....	66	13	2	1	-	-	2	3	-	-	-	-	1	1	-	3
NMI, S....	28	1	-	-	-	-	-	-	-	-	-	-	-	-	-	1
10TH...	11,538	3,420	894	820	163	-	129	106	128	83	47	164	57	343	220	266
CO, S....	2,324	522	189	27	30	-	38	23	34	19	-	23	20	35	33	51
KS, S....	2,118	725	174	200	23	-	27	18	74	38	45	16	8	44	19	39
NM, S....	1,291	430	102	96	31	-	14	14	2	7	-	44	5	80	10	25
OK, N....	1,082	324	78	88	7	-	3	14	8	4	1	28	5	26	19	43
OK, E....	633	181	42	55	13	-	10	6	2	6	-	11	1	22	5	8
OK, W....	2,470	837	202	296	28	-	23	23	7	8	1	26	8	111	57	47
UT, S....	1,189	298	79	42	19	-	11	8	1	1	-	13	9	17	70	28
WY, S....	431	103	28	16	12	-	3	-	-	-	-	3	1	8	7	25
11TH...	20,267	6,150	2,094	607	251	2	197	436	173	35	17	801	61	916	213	347
AL, M....	2,644	650	244	13	21	-	13	14	25	4	1	40	11	231	19	14
AL, W....	1,434	266	108	12	7	-	11	3	1	1	-	29	4	75	9	6
AL, S....	1,120	307	111	11	5	2	3	18	-	-	-	26	1	112	9	9
FL, N....	972	424	140	85	18	-	14	27	34	6	1	47	2	32	4	14
FL, W....	4,133	1,288	470	180	71	-	38	88	4	5	4	149	26	150	53	50
FL, S....	4,481	1,803	622	66	72	-	40	211	102	18	10	338	7	65	59	193
GA, N....	3,344	741	244	54	34	-	48	38	3	1	1	123	6	130	17	42
GA, M....	972	367	69	108	10	-	23	13	1	-	-	24	3	69	37	10
GA, S....	1,167	304	86	78	13	-	7	24	3	-	-	25	1	52	6	9

TABLE C 38. U.S. DISTRICT COURTS  
CIVIL CASES TERMINATED, BY NATURE OF SUIT AND DISTRICT  
DURING THE TWELVE MONTH PERIOD ENDED JUNE 30, 1990

CIRCUIT AND DISTRICT	TOTAL PRIVATE CIVIL	PRIVATE CASES														
		CONTRACT	REAL PROPERTY	FELA	MARINE PERSONAL INJURY	MOTOR VEHICLE PERSONAL INJURY	OTHER PERSONAL INJURY	OTHER TORT ACTIONS	ANTI-TRUST	CIVIL RIGHTS	PRISONER PETITIONS			COPYRIGHT PATENT TRADEMARK	LABOR SUITS	ALL OTHER
											HABEAS CORPUS	CIVIL RIGHTS	MAN-DAMUS AND OTHER			
7TH...	13,721	2,320	1,310	314	35	375	941	199	34	1,794	683	1,961	24	518	1,680	1,533
IL,N....	7,127	1,384	1,141	146	13	145	351	90	19	980	137	490	16	337	1,201	677
IL,C....	770	79	11	55	2	19	52	17	3	124	47	176	2	22	90	71
IL,S....	1,047	103	7	56	10	40	255	16	-	78	45	280	1	14	96	46
IN,N....	1,390	160	120	28	2	105	101	24	2	209	179	284	-	24	60	92
IN,S....	1,675	295	20	20	4	36	98	28	2	180	139	245	1	39	99	469
MI,E....	1,053	202	7	7	2	14	45	14	6	162	72	235	-	62	103	122
MI,H....	659	97	4	2	2	16	39	10	2	61	64	251	4	20	31	56
8TH...	10,575	1,771	125	189	29	441	1,289	229	24	1,153	821	2,467	80	257	727	973
AR,E....	1,563	207	20	8	2	66	167	24	5	243	167	433	50	18	27	126
AR,H....	735	168	21	2	-	51	110	16	1	66	43	174	-	12	26	45
IA,N....	375	76	14	4	2	17	37	12	-	27	22	103	-	10	22	29
IA,S....	827	117	12	22	-	26	76	23	3	85	40	321	-	14	35	53
MN.....	1,382	309	13	31	3	35	207	14	8	131	48	76	1	85	206	215
MO,E....	2,194	384	11	3	16	106	267	58	3	229	236	474	11	49	218	129
MO,H....	1,982	224	18	27	4	63	271	46	2	189	195	649	15	32	121	126
NE.....	1,031	147	6	80	2	35	77	27	1	140	47	211	-	24	61	173
ND.....	208	78	5	8	-	14	27	4	1	12	6	7	1	3	7	35
SD.....	278	61	5	4	-	28	50	5	-	31	17	19	2	10	4	42
9TH...	20,986	5,248	296	226	380	334	1,616	435	140	1,993	1,664	2,684	25	1,252	2,150	2,543
AK.....	422	146	7	-	28	8	39	16	2	35	19	25	-	12	22	63
AZ.....	1,801	396	17	6	3	48	94	24	5	123	220	547	6	59	88	165
CA,N....	3,036	663	25	27	43	25	126	72	50	340	186	311	7	209	517	435
CA,E....	1,494	229	15	5	5	17	68	17	8	147	149	468	3	46	125	192
CA,C....	6,112	1,796	65	90	70	66	352	136	39	582	503	120	-	695	846	752
CA,S....	1,266	391	30	1	38	12	74	21	5	163	84	41	1	72	85	248
HI.....	889	174	7	-	34	16	335	22	2	62	31	78	-	12	40	76
ID.....	399	111	19	2	-	18	49	14	-	28	17	62	-	10	24	45
MT.....	617	174	26	39	-	29	120	25	-	37	42	34	-	9	36	46
NY.....	1,217	275	15	9	-	29	78	12	1	95	125	355	2	27	65	129
OR.....	1,398	354	16	4	22	37	118	34	10	176	78	195	6	33	171	144
VA,E....	748	91	22	5	1	9	63	9	7	53	112	292	-	13	20	51
VA,H....	1,507	439	32	38	136	19	97	32	11	148	98	154	-	54	109	1
GUAM....	53	8	-	-	-	-	2	-	-	1	-	2	-	1	1	-
WVI....	27	1	-	-	-	1	1	1	-	3	-	-	-	-	1	19
10TH..	8,118	2,020	198	168	8	419	886	172	28	1,066	496	1,014	34	183	361	1,065
CO.....	1,802	397	6	38	1	42	167	21	6	285	81	202	1	73	147	335
KS.....	1,393	278	32	33	1	68	152	32	2	211	85	276	9	27	49	138
NH.....	861	197	18	13	2	60	132	23	3	150	68	81	3	10	18	83
OK,N....	758	258	23	2	3	33	72	24	4	85	38	30	-	17	58	111
OK,E....	452	96	17	10	-	56	73	11	1	41	28	81	-	4	7	27
OK,H....	1,633	467	75	7	-	92	190	43	6	145	172	164	20	20	40	192
UT.....	891	240	19	22	1	41	55	16	6	117	14	165	1	28	34	132
NY.....	328	87	8	43	-	27	45	2	-	32	10	15	-	4	8	47
11TH..	14,117	3,348	144	40	146	586	1,371	326	37	1,684	1,289	2,756	29	541	685	1,135
AL,N....	1,994	433	23	2	3	84	130	47	2	322	253	443	-	24	121	107
AL,H....	1,168	153	10	-	1	45	43	15	3	172	162	502	2	10	22	28
AL,S....	813	203	17	3	36	35	104	18	-	50	72	200	-	9	28	38
FL,N....	548	85	11	-	5	19	26	9	1	63	98	163	2	12	6	48
FL,M....	2,845	653	34	3	35	54	255	39	5	299	306	590	3	151	156	262
FL,S....	2,678	939	20	-	62	38	188	58	10	248	165	192	10	174	202	372
GA,N....	2,603	565	13	5	-	179	340	112	12	370	143	407	10	131	101	215
GA,H....	605	118	8	2	-	59	56	19	3	85	58	124	2	21	23	27
GA,S....	863	199	8	25	4	73	229	9	1	75	32	135	-	9	26	38

4

TABLE C. U.S. DISTRICT COURTS  
CIVIL CASES COMMENCED, TERMINATED AND PENDING  
DURING THE TWELVE MONTH PERIODS ENDED JUNE 30, 1989 AND 1990

CIRCUIT AND DISTRICT	FILINGS			TERMINATIONS			PENDING		
	PERIOD ENDED JUNE 30, 1989	PERIOD ENDED JUNE 30, 1990	PERCENT CHANGE	PERIOD ENDED JUNE 30, 1989	PERIOD ENDED JUNE 30, 1990	PERCENT CHANGE	PERIOD ENDED JUNE 30, 1989	PERIOD ENDED JUNE 30, 1990	PERCENT CHANGE
TOTAL...	233,529	217,879	-6.7	235,219	213,922	-9.1	238,389	242,346	1.7
DC.....	3,964	3,281	-17.2	3,675	3,327	-9.4	4,112	4,066	-1.1
1ST...	7,316	7,853	7.3	8,002	6,948	-13.1	10,602	11,507	8.5
ME.....	607	661	8.9	680	653	-3.9	529	537	1.5
MA.....	3,427	4,129	20.4	3,831	3,372	-11.9	6,695	7,452	11.3
NH.....	616	594	-3.5	569	509	-10.5	725	810	11.7
RI.....	744	689	-7.3	741	629	-15.1	696	756	8.6
PR.....	1,922	1,780	-7.3	2,181	1,785	-18.1	1,957	1,952	-0.2
2ND...	19,753	19,070	-3.4	19,679	18,105	-8.0	26,407	27,372	3.6
CT.....	2,314	2,414	4.3	3,020	2,257	-25.2	3,100	3,257	5.0
NY, N....	1,550	1,488	-4.0	1,580	1,414	-10.5	3,112	3,186	2.3
NY, E....	4,341	4,432	2.1	4,435	3,956	-10.8	5,330	5,806	8.9
NY, S....	9,631	8,772	-8.9	8,711	8,541	-1.9	12,038	12,269	1.9
NY, W....	1,555	1,599	2.8	1,615	1,606	-0.5	2,447	2,440	-0.2
VT.....	362	365	0.8	318	331	4.0	380	414	8.9
3RD...	23,028	21,158	-8.1	22,597	20,137	-10.8	20,985	22,006	4.8
DE.....	747	779	4.2	790	619	-21.6	782	942	20.4
NJ.....	5,801	5,439	-6.2	6,278	5,767	-8.1	5,488	5,160	-5.9
PA, E....	10,258	9,271	-9.6	9,081	8,389	-7.6	8,902	9,784	9.9
PA, M....	2,148	2,234	4.0	2,121	1,956	-7.7	1,468	1,746	18.9
PA, W....	3,291	2,869	-12.8	3,470	2,896	-16.5	3,028	3,001	-0.8
VI.....	783	566	-27.7	857	510	-40.4	1,317	1,373	4.2
4TH...	19,269	17,424	-9.5	19,096	18,376	-3.7	16,831	15,879	-5.6
MD.....	4,107	3,500	-14.7	3,927	3,969	1.0	3,916	3,447	-11.9
NC, E....	1,569	1,288	-17.9	1,629	1,327	-18.5	1,095	1,056	-3.5
NC, M....	1,030	711	-30.9	1,100	815	-25.9	698	594	-14.9
NC, W....	991	715	-27.8	1,123	621	-44.7	724	818	12.9
SC.....	3,551	2,977	-16.1	3,606	3,204	-11.1	2,731	2,504	-8.3
VA, E....	3,817	4,614	20.8	3,532	4,581	29.7	3,289	3,322	1.0
VA, W....	1,928	1,604	-16.8	2,001	1,641	-17.9	1,802	1,765	-2.0
WV, N....	567	549	-3.1	630	559	-11.2	762	752	-1.3
WV, S....	1,709	1,466	-14.2	1,548	1,659	7.1	1,814	1,621	-10.6
5TH...	31,205	29,173	-6.5	30,814	29,351	-4.7	36,622	36,444	-0.4
LA, E....	6,021	4,860	-19.2	5,936	5,502	-7.3	4,437	3,795	-14.4
LA, M....	1,034	1,125	8.8	1,205	976	-19.0	1,292	1,441	11.5
LA, W....	3,129	3,174	1.4	3,312	2,991	-9.6	3,561	3,744	5.1
MS, N....	1,193	1,214	1.7	1,253	1,139	-9.1	1,273	1,348	5.8
MS, S....	2,230	1,831	-17.8	2,357	2,134	-9.4	3,953	3,650	-7.6
TX, N....	5,346	4,962	-7.1	5,172	4,867	-5.9	5,026	5,121	1.8
TX, E....	2,929	3,020	3.1	2,502	2,975	18.9	6,072	6,117	0.7
TX, S....	6,043	5,983	-0.9	6,033	5,878	-2.5	8,080	8,185	1.3
TX, W....	3,280	3,004	-8.4	3,044	2,889	-5.0	2,928	3,043	3.9
6TH...	25,109	24,543	-2.2	25,795	21,860	-15.2	26,074	28,757	10.2
KY, E....	2,122	1,732	-18.3	2,268	1,956	-13.7	1,835	1,611	-12.2
KY, W....	1,697	1,626	-4.1	1,813	1,677	-7.5	1,908	1,857	-2.6
MI, E....	5,914	4,824	-18.4	6,091	5,101	-16.2	4,748	4,471	-5.8
MI, M....	1,944	1,841	-5.3	2,332	1,893	-18.8	1,767	1,715	-2.9
OH, N....	5,328	7,032	31.9	4,982	3,267	-34.4	7,372	11,137	51.0
OH, S....	2,962	2,450	-17.2	3,161	2,812	-11.0	3,443	3,081	-10.5
TN, E....	2,327	2,238	-3.8	2,404	2,152	-10.4	1,833	1,919	4.6
TN, M....	1,444	1,500	3.8	1,446	1,730	19.6	1,436	1,206	-16.0
TN, W....	1,371	1,300	-5.1	1,298	1,272	-2.0	1,732	1,760	1.6

TABLE C. U.S. DISTRICT COURTS  
CIVIL CASES COMMENCED, TERMINATED AND PENDING  
DURING THE TWELVE MONTH PERIODS ENDED JUNE 30, 1989 AND 1990

CIRCUIT AND DISTRICT	FILINGS			TERMINATIONS			PENDING		
	PERIOD ENDED JUNE 30, 1989	PERIOD ENDED JUNE 30, 1990	PERCENT CHANGE	PERIOD ENDED JUNE 30, 1989	PERIOD ENDED JUNE 30, 1990	PERCENT CHANGE	PERIOD ENDED JUNE 30, 1989	PERIOD ENDED JUNE 30, 1990	PERCENT CHANGE
7TH...	19,282	17,007	-11.8	20,129	17,784	-11.6	15,911	15,134	-4.8
IL,N....	10,083	7,989	-20.7	10,358	8,687	-16.1	7,045	6,347	-9.9
IL,C....	1,135	1,131	-0.3	1,280	1,061	-17.1	1,210	1,280	5.7
IL,S....	1,433	1,224	-14.5	1,277	1,430	11.9	1,731	1,525	-11.9
IN,N....	1,831	1,385	-24.3	2,088	1,807	-13.4	1,908	1,486	-22.1
IN,S....	2,104	2,907	38.1	2,440	2,400	-1.6	2,307	2,814	21.9
MI,E....	1,559	1,476	-5.3	1,461	1,477	1.1	1,378	1,377	0.0
MI,W....	1,137	895	-21.2	1,225	922	-24.7	332	305	-8.1
8TH...	16,004	14,328	-10.4	16,488	15,093	-8.4	15,921	15,159	-4.8
AR,E....	2,335	2,274	-2.6	2,472	2,384	-3.5	2,167	2,057	-5.0
AR,W....	1,073	975	-9.1	1,050	1,104	5.1	698	569	-18.4
IA,N....	665	557	-16.2	745	624	-16.2	661	594	-10.1
IA,S....	1,279	1,036	-19.0	1,450	1,136	-21.6	2,347	2,247	-4.2
MN,....	2,255	2,089	-7.3	2,248	2,140	-4.8	2,051	2,000	-2.4
MO,E....	2,971	2,772	-6.7	2,833	2,822	-0.3	2,937	2,887	-1.7
MO,W....	2,840	2,399	-15.5	2,849	2,661	-6.6	2,763	2,501	-9.4
NE,....	1,595	1,361	-14.6	1,767	1,355	-23.3	1,497	1,503	0.4
ND,....	543	447	-17.6	561	450	-19.7	451	448	-0.6
SD,....	448	418	-6.7	513	417	-18.7	352	353	0.2
9TH...	34,178	30,699	-10.1	34,928	31,136	-10.8	34,847	34,410	-1.2
AK,....	638	595	-6.7	651	563	-13.5	1,009	1,041	3.1
AZ,....	3,008	2,863	-4.8	2,757	2,597	-5.8	3,147	3,413	8.4
CA,N....	5,791	4,801	-17.1	6,182	4,837	-21.7	4,981	4,945	-0.7
CA,E....	2,601	2,549	-2.0	2,604	2,182	-16.2	2,566	2,933	14.3
CA,C....	10,170	8,824	-13.2	10,285	8,966	-12.8	8,728	8,586	-1.6
CA,S....	2,111	1,923	-8.9	2,070	2,243	8.3	2,652	2,332	-12.0
HI,....	983	1,025	4.2	1,471	1,148	-21.9	1,919	1,796	-6.4
ID,....	632	618	-2.2	646	655	1.3	786	749	-4.7
MT,....	994	772	-22.3	1,088	914	-15.9	1,436	1,294	-9.8
NY,....	1,729	1,625	-6.0	1,712	1,615	-5.6	1,886	1,896	0.5
OR,....	2,106	1,964	-6.7	2,059	1,987	-3.5	1,687	1,664	-1.3
WA,E....	857	714	-16.6	903	1,096	21.3	1,013	631	-37.7
WA,W....	2,431	2,323	-4.4	2,365	2,239	-5.3	2,105	2,189	3.9
GUAM,....	76	81	6.5	87	66	-24.1	883	898	1.7
NMI,....	51	22	-56.8	48	28	-41.6	49	43	-12.2
10TH..	12,776	11,340	-11.2	12,617	11,538	-8.5	11,562	11,364	-1.7
CO,....	2,322	2,355	1.4	2,215	2,324	4.9	2,104	2,135	1.4
KS,....	2,189	1,931	-11.7	2,348	2,118	-9.8	2,165	1,978	-8.6
NM,....	1,603	1,295	-19.2	1,593	1,291	-18.9	1,793	1,797	0.2
OK,N....	1,643	1,136	-30.8	1,257	1,082	-13.9	1,577	1,631	3.4
OK,E....	762	684	-10.2	805	633	-21.3	334	385	15.2
OK,W....	2,476	2,288	-7.5	2,678	2,470	-7.7	1,526	1,344	-11.9
UT,....	1,344	1,240	-7.7	1,299	1,189	-8.4	1,723	1,774	2.9
WY,....	437	411	-5.9	422	431	2.1	340	320	-5.8
11TH..	21,645	22,003	1.6	21,399	20,267	-5.2	18,512	20,248	9.3
AL,N....	3,084	2,785	-9.7	2,948	2,644	-10.3	2,016	2,157	6.9
AL,M....	1,451	1,493	2.8	1,352	1,434	3.7	1,081	1,140	5.4
AL,S....	1,022	1,170	14.4	1,242	1,120	-9.8	1,116	1,166	4.4
FL,N....	1,159	1,075	-7.2	1,171	972	-17.0	1,047	1,150	9.8
FL,M....	4,836	4,248	-12.1	4,590	4,133	-9.9	4,158	4,273	2.7
FL,S....	4,301	5,100	18.5	4,428	4,481	1.2	3,481	4,100	17.7
GA,N....	3,542	3,432	-3.1	3,416	3,344	-2.1	3,375	3,463	2.6
GA,M....	1,014	1,099	8.3	983	972	-1.1	1,294	1,421	9.8
GA,S....	1,236	1,601	29.5	1,239	1,167	-5.8	944	1,378	45.9

TABLE C 1. U.S. DISTRICT COURTS  
CIVIL CASES COMMENCED, TERMINATED AND PENDING DURING THE TWELVE MONTH PERIOD ENDED JUNE 30, 1990

CIRCUIT AND DISTRICT	TOTAL CIVIL CASES			U.S. CIVIL CASES			PRIVATE CIVIL CASES					
	PENDING JUNE 30, 1989	COMMENCED	TERMINATED	PENDING JUNE 30, 1990	PENDING JUNE 30, 1989	COMMENCED	TERMINATED	PENDING JUNE 30, 1990	PENDING JUNE 30, 1989	COMMENCED	TERMINATED	PENDING JUNE 1989
TOTAL...	238,389	217,879	213,922	242,346	48,788	56,300	56,637	48,451	189,601	161,579	157,285	193,111
DC.....	4,112	3,281	3,327	4,066	1,843	1,315	1,177	1,981	2,269	1,966	2,150	2,000
1ST...	10,602	7,853	6,948	11,507	1,880	2,058	2,073	1,865	8,722	5,795	4,875	9,000
ME.....	529	661	653	537	132	193	179	146	397	468	474	500
MA.....	6,695	4,129	3,372	7,452	887	713	695	905	5,808	3,416	2,677	6,000
NH.....	725	594	509	810	113	116	115	114	612	478	394	400
RI.....	696	689	629	756	104	88	92	100	592	601	537	600
PR.....	1,957	1,780	1,785	1,952	644	948	992	600	1,313	832	793	1,000
2ND...	26,407	19,070	18,105	27,372	3,751	4,016	3,948	3,819	22,656	15,054	14,157	23,000
CT.....	3,100	2,414	2,257	3,257	386	448	462	372	2,714	1,966	1,795	2,800
NY,N....	3,112	1,488	1,414	3,186	416	388	381	423	2,696	1,100	1,033	2,700
NY,E....	5,330	4,432	3,956	5,806	1,336	1,394	1,310	1,420	3,994	3,038	2,646	4,000
NY,S....	12,038	8,772	8,541	12,269	1,076	1,246	1,194	1,128	10,962	7,526	7,347	11,000
NY,W....	2,447	1,599	1,606	2,440	439	438	496	381	2,008	1,161	1,110	2,000
VT.....	380	365	331	414	98	102	105	95	282	263	226	300
3RD...	20,985	21,158	20,137	22,006	2,479	3,182	3,361	2,300	18,506	17,976	16,776	19,700
DE.....	782	779	619	942	81	129	118	92	701	650	501	800
NJ.....	5,488	5,439	5,767	5,160	933	859	1,005	787	4,555	4,580	4,762	4,300
PA,E....	8,902	9,271	8,389	9,784	601	846	899	548	8,301	8,425	7,490	9,200
PA,M....	1,468	2,234	1,956	1,746	227	465	447	245	1,241	1,769	1,509	1,500
PA,W....	3,028	2,869	2,896	3,001	599	859	871	587	2,429	2,010	2,025	2,400
VI.....	1,317	566	510	1,373	38	24	21	41	1,279	542	489	1,300
4TH...	16,831	17,424	18,376	15,879	3,893	4,446	5,160	3,179	12,938	12,978	13,216	12,700
MD.....	3,916	3,500	3,969	3,447	617	794	954	457	3,299	2,706	3,015	2,900
NC,E....	1,095	1,288	1,327	1,056	282	480	459	303	813	808	868	700
NC,M....	698	711	815	594	184	269	306	147	514	442	509	400
NC,W....	724	715	621	818	159	263	217	205	565	452	404	600
SC.....	2,731	2,977	3,204	2,504	970	1,094	1,327	737	1,761	1,883	1,877	1,700
VA,E....	3,289	4,614	4,581	3,322	430	604	690	344	2,859	4,010	3,891	2,900
VA,M....	1,802	1,604	1,641	1,765	534	394	533	395	1,268	1,210	1,108	1,300
HV,M....	762	549	559	752	220	153	158	215	542	396	401	500
HV,S....	1,814	1,466	1,659	1,621	497	395	516	376	1,317	1,071	1,143	1,200
5TH...	36,622	29,173	29,351	36,444	6,101	7,872	6,658	7,315	30,521	21,301	22,693	29,100
LA,E....	4,437	4,860	5,502	3,795	465	719	745	439	3,972	4,141	4,757	3,300
LA,M....	1,292	1,125	976	1,441	189	154	155	188	1,103	971	821	1,200
LA,S....	3,561	3,174	2,991	3,744	831	1,405	973	1,263	2,730	1,769	2,018	2,400
MS,N....	1,273	1,214	1,139	1,348	181	247	241	187	1,092	967	898	1,100
MS,S....	3,953	1,831	2,134	3,650	333	417	402	348	3,620	1,414	1,732	3,300
TX,N....	5,026	4,962	4,867	5,121	1,196	1,385	1,189	1,392	3,830	3,577	3,678	3,700
TX,E....	6,072	3,020	2,975	6,117	697	413	401	709	5,375	2,607	2,574	5,400
TX,S....	8,080	5,983	5,878	8,185	1,325	1,994	1,493	1,826	6,755	3,989	4,385	6,300
TX,W....	2,928	3,004	2,889	3,043	884	1,138	1,059	963	2,044	1,866	1,830	2,000
6TH...	26,074	24,543	21,860	28,757	5,094	5,466	5,959	4,601	20,980	19,077	15,901	24,100
KY,E....	1,835	1,732	1,956	1,611	655	690	830	515	1,180	1,042	1,126	1,000
KY,M....	1,908	1,626	1,677	1,857	308	334	344	298	1,600	1,292	1,333	1,500
MI,E....	4,748	4,824	5,101	4,471	924	1,308	1,332	900	3,824	3,516	3,769	3,500
MI,W....	1,767	1,841	1,893	1,715	270	278	346	202	1,497	1,563	1,547	1,500
OH,N....	7,372	7,032	3,267	11,137	1,069	947	966	1,050	6,303	6,085	2,301	10,000
OH,S....	3,443	2,450	2,812	3,081	868	835	979	724	2,575	1,615	1,833	2,300
TN,E....	1,833	2,238	2,152	1,919	378	364	448	294	1,455	1,874	1,704	1,600
TN,M....	1,436	1,500	1,730	1,206	221	306	305	222	1,215	1,194	1,425	900
TN,W....	1,732	1,300	1,272	1,760	401	404	409	396	1,331	896	863	1,300



TABLE C 1. U.S. DISTRICT COURTS  
CIVIL CASES COMMENCED, TERMINATED AND PENDING DURING THE TWELVE MONTH PERIOD ENDED JUNE 30, 1990

CIRCUIT- AND DISTRICT	TOTAL CIVIL CASES				U.S. CIVIL CASES				PRIVATE CIVIL CASES			
	PENDING JUNE 30, 1989	COM- MENCED	TERMI- NATED	PENDING JUNE 30, 1990	PENDING JUNE 30, 1989	COM- MENCED	TERMI- NATED	PENDING JUNE 30, 1990	PENDING JUNE 30, 1989	COM- MENCED	TERMI- NATED	PENDING JUNE 30, 1990
7TH...	15,911	17,007	17,784	15,134	3,027	3,708	4,063	2,672	12,884	13,299	13,721	12,462
IL,N....	7,045	7,989	8,687	6,347	988	1,409	1,560	837	6,057	6,580	7,127	5,510
IL,C....	1,210	1,131	1,061	1,280	222	297	291	228	988	834	770	1,052
IL,S....	1,731	1,224	1,430	1,525	355	354	383	326	1,376	870	1,047	1,199
IN,N....	1,908	1,385	1,807	1,486	410	315	417	308	1,498	1,070	1,390	1,178
IN,S....	2,307	2,907	2,400	2,814	637	617	725	529	1,670	2,290	1,675	2,285
MI,E....	1,378	1,476	1,477	1,377	311	464	424	351	1,067	1,012	1,053	1,026
MI,W....	332	895	922	305	104	252	263	93	228	643	659	212
8TH...	15,924	14,328	15,093	15,159	3,304	4,206	4,518	2,992	12,620	10,122	10,575	12,167
AR,E....	2,167	2,274	2,384	2,057	547	750	821	476	1,620	1,524	1,563	1,581
AR,M....	698	975	1,104	569	174	352	369	157	524	623	735	412
IA,N....	661	557	624	594	179	193	249	123	482	364	375	471
IA,S....	2,347	1,036	1,136	2,247	292	271	309	254	2,055	765	827	1,993
MN.....	2,051	2,089	2,140	2,000	531	690	758	463	1,520	1,399	1,382	1,537
MO,E....	2,937	2,772	2,822	2,887	557	548	628	477	2,380	2,224	2,194	2,410
MO,M....	2,763	2,399	2,661	2,501	504	680	679	505	2,259	1,719	1,982	1,996
NE.....	1,497	1,361	1,355	1,503	278	347	324	301	1,219	1,014	1,031	1,202
ND.....	451	447	450	448	155	230	242	143	296	217	208	305
SD.....	352	418	417	353	87	145	139	93	265	273	278	260
9TH...	34,847	30,699	31,136	34,410	10,606	9,931	10,150	10,387	24,241	20,768	20,986	24,023
AK.....	1,009	595	563	1,041	229	147	141	235	780	448	422	806
AZ.....	3,147	2,863	2,597	3,413	704	845	796	753	2,443	2,018	1,801	2,660
CA,N....	4,981	4,801	4,837	4,945	1,602	1,583	1,801	1,384	3,379	3,218	3,036	3,561
CA,E....	2,566	2,549	2,182	2,933	739	778	688	829	1,827	1,771	1,494	2,104
CA,C....	8,728	8,824	8,966	8,586	2,970	2,927	2,854	3,043	5,758	5,897	6,112	5,543
CA,S....	2,652	1,923	2,243	2,332	1,021	894	977	938	1,631	1,029	1,266	1,394
HI.....	1,919	1,025	1,148	1,796	299	255	259	295	1,620	770	889	1,501
ID.....	786	618	655	749	265	231	256	240	521	387	399	509
MT.....	1,436	772	914	1,294	370	272	297	345	1,066	500	617	949
NY.....	1,886	1,625	1,615	1,896	390	341	398	333	1,496	1,284	1,217	1,561
OR.....	1,687	1,964	1,987	1,664	398	596	589	405	1,289	1,368	1,398	1,255
WA,E....	1,013	714	1,096	631	280	252	348	184	733	462	748	447
WA,M....	2,105	2,323	2,239	2,189	542	793	732	603	1,563	1,530	1,507	1,586
GUAM....	883	81	66	898	791	16	13	794	92	65	53	104
HMI.....	49	22	28	43	6	1	1	6	43	21	27	37
10TH..	11,562	11,340	11,538	11,364	2,665	3,576	3,420	2,821	8,897	7,764	8,118	8,543
CO.....	2,104	2,355	2,324	2,135	377	547	522	402	1,727	1,808	1,802	1,733
KS.....	2,165	1,931	2,118	1,978	603	693	725	571	1,562	1,238	1,393	1,407
NM.....	1,793	1,295	1,291	1,797	495	481	430	546	1,298	814	861	1,251
OK,N....	1,577	1,136	1,082	1,631	265	357	324	298	1,312	779	758	1,333
OK,E....	334	684	633	385	77	196	181	92	257	488	452	293
OK,M....	1,526	2,288	2,470	1,344	421	879	837	463	1,105	1,409	1,633	881
UT.....	1,723	1,240	1,189	1,774	331	322	298	355	1,392	918	891	1,419
WY.....	340	411	431	320	96	101	103	94	244	310	328	226
11TH..	18,512	22,003	20,267	20,248	4,145	6,524	6,150	4,519	14,367	15,479	14,117	15,729
AL,N....	2,016	2,785	2,644	2,157	366	700	650	416	1,650	2,085	1,994	1,741
AL,M....	1,081	1,493	1,434	1,140	164	305	266	203	917	1,188	1,168	937
AL,S....	1,116	1,170	1,120	1,166	206	274	307	173	910	896	813	993
FL,N....	1,047	1,075	972	1,150	342	466	424	384	705	609	548	766
FL,M....	4,158	4,248	4,133	4,273	1,018	1,203	1,288	933	3,140	3,045	2,845	3,340
FL,S....	3,481	5,100	4,481	4,100	910	2,036	1,803	1,143	2,571	3,064	2,678	2,957
GA,N....	3,375	3,432	3,344	3,463	551	805	741	615	2,824	2,627	2,603	2,848
GA,M....	1,294	1,099	972	1,421	371	436	367	440	923	663	605	981
GA,S....	944	1,601	1,167	1,378	217	299	304	212	727	1,302	863	1,166

(9)

TABLE C 6. U.S. DISTRICT COURTS  
CIVIL CASES PENDING, BY DISTRICT AND LENGTH OF TIME PENDING  
AS OF JUNE 30, 1990

CIRCUIT AND DISTRICT	TOTAL	LENGTH OF TIME PENDING				
		LESS THAN 1 YEAR	1 TO 2 YEARS	2 TO 3 YEARS	3 YEARS AND OVER	
					NUMBER	PERCENT*
TOTAL...	242,346	135,334	53,933	27,872	25,207	10.4
DC.....	4,066	1,920	1,118	539	489	12.0
1ST...	11,507	5,495	2,153	1,206	2,653	23.1
ME.....	537	391	83	44	19	3.5
MA.....	7,452	3,104	1,348	707	2,293	30.8
NH.....	810	440	215	90	65	8.0
RI.....	756	509	181	40	26	3.4
PR.....	1,952	1,051	326	325	250	12.8
2ND...	27,372	12,819	6,584	3,714	4,255	15.5
CT.....	3,257	1,686	671	353	547	16.8
NY, N....	3,186	1,129	689	520	848	26.6
NY, E....	5,806	3,021	1,345	678	762	13.1
NY, S....	12,269	5,643	3,270	1,789	1,567	12.8
NY, W....	2,440	1,083	511	330	516	21.1
VT.....	414	257	98	44	15	3.6
3RD...	22,006	12,971	5,015	2,950	1,070	4.9
DE.....	942	555	215	91	81	8.6
NJ.....	5,160	3,275	1,181	401	303	5.9
PA, E....	9,784	5,610	2,169	1,796	209	2.1
PA, M....	1,746	1,346	249	58	93	5.3
PA, W....	3,001	1,726	734	311	230	7.7
VI.....	1,373	459	467	293	154	11.2
4TH...	15,879	9,601	3,450	1,380	1,448	9.1
MD.....	3,447	1,905	828	363	351	10.2
NC, E....	1,056	668	279	94	15	1.4
NC, M....	594	405	126	52	11	1.9
NC, W....	818	499	208	63	48	5.9
SC.....	2,504	1,858	484	130	32	1.3
VA, E....	3,322	1,820	428	302	772	23.2
VA, W....	1,765	1,060	428	181	96	5.4
WV, N....	752	349	185	103	115	15.3
WV, S....	1,621	1,037	484	92	8	-
5TH...	36,444	18,880	8,659	3,783	5,122	14.1
LA, E....	3,795	2,772	749	179	95	2.5
LA, M....	1,441	748	342	197	154	10.7
LA, W....	3,744	2,361	836	421	126	3.4
MS, N....	1,348	852	345	84	67	5.0
MS, S....	3,650	1,323	767	229	1,331	36.5
TX, N....	5,121	3,139	1,260	426	296	5.8
TX, E....	6,117	1,805	1,397	998	1,917	31.3
TX, S....	8,185	3,968	2,122	1,015	1,080	13.2
TX, W....	3,043	1,912	841	234	56	1.8
6TH...	28,757	16,444	6,412	3,973	1,928	6.7
KY, E....	1,611	918	399	213	81	5.0
KY, W....	1,857	975	474	191	217	11.7
MI, E....	4,471	2,927	819	571	154	3.4
MI, W....	1,715	1,202	358	103	52	3.0
OH, N....	11,137	5,867	2,607	2,001	662	5.9
OH, S....	3,081	1,614	714	364	389	12.6
TN, E....	1,919	1,326	357	173	63	3.3
TN, M....	1,206	798	227	127	54	4.5
TN, W....	1,760	817	457	230	256	14.5

TABLE C 6. U.S. DISTRICT COURTS  
CIVIL CASES PENDING, BY DISTRICT AND LENGTH OF TIME PENDING  
AS OF JUNE 30, 1990

CIRCUIT AND DISTRICT	TOTAL	LENGTH OF TIME PENDING				
		LESS THAN 1 YEAR	1 TO 2 YEARS	2 TO 3 YEARS	3 YEARS AND OVER	
					NUMBER	PERCENT*
7TH...	15,134	8,999	3,264	1,412	1,459	9.6
IL,N....	6,347	3,771	1,290	549	737	11.6
IL,C....	1,280	764	321	124	71	5.5
IL,S....	1,525	768	427	183	147	9.6
IN,N....	1,486	802	345	160	179	12.0
IN,S....	2,814	1,797	537	238	242	8.6
HI,E....	1,377	804	334	157	82	6.0
HI,W....	305	293	10	1	1	-
8TH...	15,159	8,967	3,262	2,202	728	4.8
AR,E....	2,057	1,473	387	136	61	3.0
AR,M....	569	500	59	10	-	-
IA,N....	594	311	168	77	38	6.4
IA,S....	2,247	662	395	1,053	137	6.1
MN.....	2,000	1,279	451	170	100	5.0
MD,E....	2,887	1,823	669	283	112	3.9
MD,W....	2,501	1,517	561	204	219	8.8
NE.....	1,503	908	372	182	41	2.7
ND.....	448	266	127	39	16	3.6
SD.....	353	228	73	48	4	-
9TH...	34,410	18,992	7,158	3,773	4,487	13.0
AK.....	1,041	462	259	141	179	17.2
AZ.....	3,413	1,721	641	657	394	11.5
CA,N....	4,945	2,863	983	353	746	15.1
CA,E....	2,933	1,749	733	302	149	5.1
CA,C....	8,586	5,071	1,719	1,054	742	8.6
CA,S....	2,332	1,262	554	219	297	12.7
HI.....	1,796	739	289	222	546	30.4
ID.....	749	450	157	84	58	7.7
MT.....	1,294	578	337	174	205	15.8
NY.....	1,896	1,027	492	213	164	8.6
OR.....	1,664	1,189	319	112	44	2.6
WA,E....	631	367	149	54	61	9.7
WA,W....	2,189	1,445	498	175	71	3.2
GUAM....	898	50	16	3	829	92.3
NMI.....	43	19	12	10	2	-
10TH..	11,364	6,885	2,722	1,042	715	6.3
CO.....	2,135	1,406	416	175	138	6.5
KS.....	1,978	1,162	508	219	89	4.5
NM.....	1,797	950	481	209	157	8.7
OK,N....	1,631	785	641	155	50	3.1
OK,E....	385	341	32	6	6	-
OK,M....	1,344	1,102	155	44	43	3.2
UT.....	1,774	887	458	211	218	12.3
WY.....	320	252	31	23	14	4.4
11TH..	20,248	13,361	4,136	1,898	853	4.2
AL,N....	2,157	1,573	379	174	31	1.4
AL,M....	1,140	770	206	129	35	3.1
AL,S....	1,166	810	208	125	23	2.0
FL,N....	1,150	666	270	130	84	7.3
FL,M....	4,273	2,636	961	419	257	6.0
FL,S....	4,100	2,752	847	340	161	3.9
GA,N....	3,463	2,231	774	320	138	4.0
GA,M....	1,421	761	324	212	124	8.7
GA,S....	1,378	1,162	167	49	-	-

\* PERCENT NOT COMPUTED WHEN THERE ARE LESS THAN 10 CASES

10

TABLE C7. U.S. DISTRICT COURTS  
CIVIL AND CRIMINAL TRIALS COMPLETED, BY DISTRICT  
DURING THE TWELVE MONTH PERIOD ENDED JUNE 30, 1990  
(CIVIL INCLUDES TRIALS OF MISCELLANEOUS CASES)

CIRCUIT AND DISTRICT	TOTAL ALL TRIALS	CIVIL			CRIMINAL		
		TOTAL	NON-JURY	JURY	TOTAL	NON-JURY	JURY
TOTAL...	20,433	11,502	6,737	4,765	8,931	3,870	5,061
DC.....	616	305	236	69	311	152	159
1ST...	777	520	238	282	257	95	162
ME.....	56	21	4	17	35	14	21
MA.....	353	269	105	164	84	22	62
NH.....	85	35	19	16	50	32	18
RI.....	130	100	51	49	30	9	21
PR.....	153	95	59	36	58	18	40
2ND...	1,743	1,047	646	401	696	306	390
CT.....	239	176	104	72	63	42	21
NY, N....	109	58	26	32	51	15	36
NY, E....	512	268	171	97	244	114	130
NY, S....	698	471	307	164	227	65	162
NY, W....	123	47	28	19	76	51	25
VT.....	62	27	10	17	35	19	16
3RD...	1,715	1,231	599	632	484	155	329
DE.....	75	34	9	25	41	18	23
NJ.....	397	287	145	142	110	49	61
PA, E....	691	586	267	319	105	17	88
PA, M....	217	158	71	87	59	23	36
PA, W....	224	143	96	47	81	34	47
VI.....	111	23	11	12	88	14	74
4TH...	1,839	1,067	621	446	772	308	464
MD.....	265	174	101	73	91	33	58
NC, E....	108	47	33	14	61	18	43
NC, M....	140	33	23	10	107	41	66
NC, W....	156	90	59	31	66	28	38
SC.....	313	241	113	128	72	23	49
VA, E....	527	301	197	104	226	108	118
VA, W....	127	72	35	37	55	25	30
WV, N....	76	38	24	14	38	9	29
WV, S....	127	71	36	35	56	23	33
5TH...	3,020	1,763	1,115	648	1,257	631	626
LA, E....	405	313	162	151	92	38	54
LA, M....	51	46	27	19	5	5	-
LA, W....	173	144	77	67	29	7	22
MS, N....	113	86	36	50	27	13	14
MS, S....	180	140	97	43	40	21	19
TX, N....	373	206	144	62	167	90	77
TX, E....	238	178	77	101	60	25	35
TX, S....	871	410	325	85	461	229	232
TX, W....	616	240	170	70	376	203	173
6TH...	1,627	949	533	416	678	253	425
KY, E....	136	69	38	31	67	27	40
KY, W....	136	71	37	34	65	37	28
MI, E....	359	222	102	120	137	34	103
MI, W....	89	64	39	25	25	8	17
OH, N....	205	134	80	54	71	18	53
OH, S....	225	131	86	45	94	39	55
TN, E....	148	112	48	64	36	6	30
TN, M....	106	64	36	28	42	17	25
TN, W....	223	82	67	15	141	67	74

TABLE C7. U.S. DISTRICT COURTS  
CIVIL AND CRIMINAL TRIALS COMPLETED, BY DISTRICT  
DURING THE TWELVE MONTH PERIOD ENDED JUNE 30, 1990  
(CIVIL INCLUDES TRIALS OF MISCELLANEOUS CASES)

CIRCUIT AND DISTRICT	TOTAL ALL TRIALS	CIVIL			CRIMINAL		
		TOTAL	NON- JURY	JURY	TOTAL	NON- JURY	JURY
7TH...	1,324	765	469	296	559	263	296
IL,N....	569	345	209	136	224	106	118
IL,C....	118	58	32	26	60	21	39
IL,S....	118	56	28	28	62	39	23
IN,N....	173	76	47	29	97	67	30
IN,S....	148	107	83	24	41	17	24
HI,E....	136	80	56	24	56	12	44
HI,W....	62	43	14	29	19	1	18
8TH...	1,498	980	557	423	518	181	337
AR,E....	214	157	86	71	57	23	34
AR,W....	126	92	42	50	34	16	18
IA,N....	64	25	15	10	39	18	21
IA,S....	129	75	61	14	54	26	28
MN.....	182	108	61	47	74	14	60
MO,E....	271	191	120	71	80	17	63
MO,W....	206	135	62	73	71	18	53
NE.....	154	120	75	45	34	15	19
ND.....	57	25	11	14	32	14	18
SD.....	95	52	24	28	43	20	23
9TH...	2,644	1,016	681	335	1,628	876	752
AK.....	36	15	6	9	21	4	17
AZ.....	368	92	78	14	276	149	127
CA,N....	202	96	53	43	106	37	69
CA,E....	98	39	24	15	59	19	40
CA,C....	632	311	211	100	321	136	185
CA,S....	446	57	39	18	389	303	86
HI.....	92	42	29	13	50	26	24
ID.....	35	15	5	10	20	-	20
MT.....	70	32	14	18	38	9	29
NV.....	135	74	50	24	61	15	46
OR.....	249	101	67	34	148	110	38
WA,E....	124	50	38	12	74	38	36
WA,W....	137	82	60	22	55	25	30
GUAM....	9	1	1	-	8	4	4
NMI.....	10	8	6	2	2	1	1
10TH..	1,244	675	352	323	569	287	282
CO.....	216	142	102	40	74	50	24
KS.....	181	106	52	54	75	35	40
NM.....	279	101	51	50	178	99	79
OK,N....	141	65	43	22	76	34	42
OK,E....	49	33	7	26	16	6	10
OK,W....	169	118	31	87	51	15	36
UT.....	118	63	46	17	55	17	38
WY.....	91	47	20	27	44	31	13
11TH..	2,387	1,185	690	495	1,202	363	839
AL,N....	273	196	107	89	77	29	48
AL,M....	157	74	36	38	83	25	58
AL,S....	140	80	48	32	60	17	43
FL,N....	148	29	23	6	119	44	75
FL,M....	367	157	95	62	210	57	153
FL,S....	695	297	214	83	398	98	300
GA,N....	348	211	97	114	137	48	89
GA,M....	144	65	37	28	79	33	46
GA,S....	115	76	33	43	39	12	27

NOTE: INCLUDES TRIALS CONDUCTED BY DISTRICT AND APPELLATE JUDGES ONLY.  
ALL TRIALS CONDUCTED BY MAGISTRATES ARE EXCLUDED. INCLUDES LAND CONDEMNATION TRIALS,  
HEARINGS ON TEMPORARY RESTRAINING ORDERS AND PRELIMINARY INJUNCTIONS, HEARINGS ON  
CONTESTED MOTIONS AND OTHER CONTESTED PROCEEDINGS IN WHICH EVIDENCE IS INTRODUCED.

(11)

TABLE L-8. U.S. DISTRICT COURTS  
LENGTH OF CIVIL AND CRIMINAL TRIALS COMPLETED, BY DISTRICT,  
FOR THE 12 MONTH PERIOD ENDED JUNE 30, 1990  
(INCLUDES TRIALS OF MISCELLANEOUS CASES)

CIRCUIT/ DISTRICT	TOTAL ALL TRIALS	CIVIL TRIALS							CRIMINAL TRIALS						
		TOTAL	1 DAY	2 DAYS	3 DAYS	4 TO 9 DAYS	10 TO 19 DAYS	20 DAYS AND OVER	TOTAL	1 DAY	2 DAYS	3 DAYS	4 TO 9 DAYS	10 TO 19 DAYS	20 DAYS AND OVER
TOTAL	20,433	11,502	4,996	2,251	1,430	2,393	347	85	8,931	3,922	1,714	1,203	1,693	289	110
DC.....	616	305	188	43	28	39	6	1	311	128	75	53	45	3	7
1ST...	777	520	192	105	64	124	29	6	257	87	39	35	74	16	6
HE.....	56	21	2	10	2	6	1	-	35	12	6	10	6	1	-
MA.....	353	269	86	53	30	77	18	5	84	21	9	10	28	11	5
NH.....	85	35	18	6	4	6	1	-	50	30	9	2	8	1	-
RI.....	130	100	36	22	15	22	5	-	30	6	5	7	11	1	-
PR.....	153	95	50	14	13	13	4	1	58	18	10	6	21	2	1
2ND...	1,743	1,047	406	198	126	267	40	10	696	238	104	87	204	43	20
CT.....	239	176	81	33	14	42	4	2	63	40	4	6	6	6	1
NY, M....	109	58	16	17	9	13	3	-	51	12	14	5	12	5	3
NY, E....	512	268	122	52	33	53	7	1	244	84	35	40	72	11	2
NY, S....	698	471	160	84	62	139	19	7	227	52	27	26	95	15	12
NY, M....	123	47	13	10	5	14	5	-	76	35	14	7	13	5	2
VT.....	62	27	14	2	3	6	2	-	35	15	10	3	6	1	-
3RD...	1,715	1,231	450	279	159	302	35	6	484	184	84	64	114	24	14
DE.....	75	34	9	8	3	10	3	1	41	22	10	4	3	2	-
NJ.....	397	287	87	63	44	80	11	2	110	42	13	9	35	9	2
PA, E....	691	586	192	147	75	154	15	3	105	14	19	19	39	4	10
PA, M....	217	158	79	24	18	35	2	-	59	32	6	9	9	2	1
PA, M....	224	143	68	35	15	21	4	-	81	31	6	13	23	7	1
VI.....	111	23	15	2	4	2	-	-	88	43	30	10	5	-	-
4TH...	1,839	1,067	588	195	115	153	15	1	772	416	143	93	100	18	2
MD.....	265	174	72	25	20	54	3	-	91	36	8	11	31	5	-
NC, E....	108	47	29	5	4	6	3	-	61	26	9	12	13	1	-
NC, M....	140	33	15	10	2	4	1	1	107	49	25	21	12	-	-
NC, M....	156	90	56	15	9	9	1	-	66	37	18	5	3	2	1
SC.....	313	241	113	50	32	43	3	-	72	29	17	10	13	3	-
VA, E....	527	301	200	51	30	18	2	-	226	148	38	19	16	4	1
VA, M....	127	72	45	15	4	7	1	-	55	41	9	1	3	1	-
WV, N....	76	38	23	10	3	2	-	-	38	28	4	4	2	-	-
WV, S....	127	71	35	14	11	10	1	-	56	22	15	10	7	2	-
5TH...	3,020	1,763	874	385	221	249	20	14	1,257	718	244	123	137	30	5
LA, E....	405	313	134	95	40	40	1	3	92	46	23	8	15	-	-
LA, M....	51	46	22	10	11	3	-	-	5	5	-	-	-	-	-
LA, M....	173	144	55	31	27	28	2	1	29	8	2	4	9	5	1
MS, N....	113	86	36	20	15	15	-	-	27	13	7	4	3	-	-
MS, S....	180	140	67	34	18	19	2	-	40	21	4	5	6	3	1
TX, N....	373	206	118	34	17	28	5	4	167	88	22	21	23	11	2
TX, E....	238	178	68	49	31	28	1	1	60	23	14	14	8	1	-
TX, S....	871	410	257	58	28	53	9	5	461	285	86	35	44	10	1
TX, M....	616	240	117	54	34	35	-	-	376	229	86	32	29	-	-
6TH...	1,627	949	416	168	112	215	32	6	678	246	137	125	139	22	9
KY, E....	136	69	34	15	8	11	-	1	67	25	17	12	9	3	1
KY, M....	136	71	42	14	6	8	-	1	65	37	10	9	7	2	-
MI, E....	359	222	59	41	32	67	21	2	137	26	28	27	44	7	5
MI, M....	89	64	27	4	8	25	-	-	25	7	3	5	8	2	-
OH, N....	205	134	56	17	23	35	2	1	71	17	12	20	17	3	2
OH, S....	225	131	65	15	13	33	4	1	94	38	17	14	19	5	1
TN, E....	148	112	54	28	12	17	1	-	36	15	9	5	7	-	-
TN, M....	106	64	31	16	4	11	2	-	42	16	7	11	8	-	-
TN, M....	223	82	48	18	6	8	2	-	141	65	34	22	20	-	-

TABLE C-8. U.S. DISTRICT COURTS  
 LENGTH OF CIVIL AND CRIMINAL TRIALS COMPLETED, BY DISTRICT,  
 FOR THE 12 MONTH PERIOD ENDED JUNE 30, 1990  
 (INCLUDES TRIALS OF MISCELLANEOUS CASES)

CIRCUIT/ DISTRICT	TOTAL ALL TRIALS	CIVIL TRIALS							CRIMINAL TRIALS						
		TOTAL	1 DAY	2 DAYS	3 DAYS	4 TO 9 DAYS	10 TO 19 DAYS	20 DAYS AND OVER	TOTAL	1 DAY	2 DAYS	3 DAYS	4 TO 9 DAYS	10 TO 19 DAYS	20 DAYS AND OVER
7TH...	1,324	765	308	132	100	193	27	5	559	243	96	82	105	26	7
IL,N....	569	345	119	49	42	110	20	5	224	82	34	34	49	19	6
IL,C....	118	58	28	11	8	10	1	-	60	24	15	12	7	1	1
IL,S....	118	56	19	10	9	16	2	-	62	40	5	7	10	-	-
IN,N....	173	76	32	16	16	11	1	-	97	62	14	8	10	3	-
IN,S....	148	107	63	21	8	13	2	-	41	21	7	8	5	-	-
HI,E....	136	80	35	11	11	23	-	-	56	10	11	10	22	3	-
HI,W....	62	43	12	14	6	10	1	-	19	4	10	3	2	-	-
8TH...	1,498	980	432	203	140	164	36	5	518	208	98	90	109	11	2
AR,E....	214	157	70	32	32	17	5	1	57	36	13	4	3	1	-
AR,M....	126	92	43	31	11	7	-	-	34	23	8	1	2	-	-
IA,N....	64	25	10	3	1	8	2	1	39	21	3	5	8	1	1
IA,S....	129	75	47	9	7	10	2	-	54	27	4	10	12	1	-
MN.....	182	108	39	17	13	27	12	-	74	17	14	12	24	6	1
MO,E....	271	191	94	46	22	24	4	1	80	16	20	26	17	1	-
MO,M....	206	135	53	31	19	30	1	1	71	21	16	16	18	-	-
NE.....	154	120	51	22	20	25	1	1	34	12	7	4	10	1	-
ND.....	57	25	4	6	5	5	5	-	32	15	7	5	5	-	-
SD.....	95	52	21	6	10	11	4	-	43	20	6	7	10	-	-
9TH...	2,644	1,016	354	187	103	274	74	24	1,628	745	325	198	293	46	21
AK.....	36	15	4	1	2	6	2	-	21	5	8	3	5	-	-
AZ.....	368	92	44	14	7	20	6	1	276	154	47	28	39	6	2
CA,N....	202	96	20	12	10	39	9	6	106	28	14	11	39	12	2
CA,E....	98	39	11	9	5	11	1	2	59	16	11	9	19	2	2
CA,C....	632	311	106	68	36	68	23	10	321	100	65	54	83	10	9
CA,S....	446	57	16	8	6	16	7	4	389	225	84	33	35	9	-
HI.....	92	42	10	7	5	14	5	1	50	19	9	4	16	-	-
ID.....	35	15	1	2	4	7	1	-	20	5	7	4	3	1	-
MT.....	70	32	12	4	1	13	2	-	38	11	13	8	5	1	-
NY.....	135	74	29	13	6	23	3	-	61	16	11	15	18	1	-
OR.....	249	101	47	25	9	17	3	-	148	98	35	8	7	-	-
WA,E....	124	50	24	9	1	14	2	-	74	41	11	10	10	2	-
WA,M....	137	82	25	13	10	26	8	-	55	23	8	11	10	2	1
GUAM....	9	1	1	-	-	-	-	-	8	4	1	-	3	-	-
NMI.....	10	8	4	2	1	-	1	-	2	-	1	-	1	-	-
10TH...	1,244	675	236	111	108	197	19	4	569	292	109	62	90	11	5
CO.....	216	142	60	22	20	36	4	-	74	41	11	7	12	3	-
KS.....	181	106	32	18	18	33	3	2	75	35	16	4	17	1	2
NM.....	279	101	37	18	18	24	3	1	178	113	34	17	12	1	1
OK,N....	141	65	29	11	7	13	4	1	76	32	19	9	13	1	2
OK,E....	49	33	7	2	8	16	-	-	16	5	3	5	3	-	-
OK,W....	169	118	36	22	23	35	2	-	51	20	6	8	12	5	-
UT.....	118	63	25	9	8	19	2	-	55	20	15	8	12	-	-
NY.....	91	47	10	9	6	21	1	-	44	26	5	4	9	-	-
11TH...	2,387	1,185	552	245	154	216	15	3	1,202	417	260	191	283	39	12
AL,N....	273	196	100	46	27	23	-	-	77	38	16	7	15	1	-
AL,M....	157	74	30	19	13	12	-	-	83	33	28	16	6	-	-
AL,S....	140	80	49	9	11	11	-	-	60	30	12	5	9	1	3
FL,N....	148	29	14	9	2	4	-	-	119	53	24	14	22	4	2
FL,M....	367	157	68	38	22	25	3	1	210	56	48	28	61	11	6
FL,S....	695	297	144	57	27	62	5	2	398	89	84	84	127	13	1
GA,N....	348	211	67	42	34	62	6	-	137	47	22	25	36	7	-
GA,M....	144	65	33	12	8	11	1	-	79	55	14	9	1	-	-
GA,S....	115	76	47	13	10	6	-	-	39	16	12	3	6	2	-

NOTE: INCLUDES TRIALS CONDUCTED BY DISTRICT AND APPELLATE JUDGES ONLY. ALL TRIALS CONDUCTED BY MAGISTRATES ARE EXCLUDED. INCLUDES HEARINGS ON TEMPORARY RESTRAINING ORDERS AND PRELIMINARY INJUNCTIONS, HEARINGS ON CONTESTED MOTIONS AND OTHER CONTESTED PROCEEDINGS IN WHICH EVIDENCE IS INTRODUCED

210

12

TABLE 6. TIME INTERVALS FROM ISSUE TO TRIAL OF CIVIL CASES IN WHICH A TRIAL WAS COMPLETED, BY DISTRICT DURING THE TWELVE MONTH PERIOD ENDED JUNE 30, 1990

CIRCUIT AND DISTRICT	TOTAL TRIALS				NONJURY TRIALS				JURY TRIALS			
	NUMBER OF TRIALS	TIME INTERVAL IN MONTHS*			NUMBER OF TRIALS	TIME INTERVAL IN MONTHS*			NUMBER OF TRIALS	TIME INTERVAL IN MONTHS*		
		10 PER-CENT LESS THAN	ME-DIAN	10 PER-CENT MORE THAN		10 PER-CENT LESS THAN	ME-DIAN	10 PER-CENT MORE THAN		10 PER-CENT LESS THAN	ME-DIAN	10 PER-CENT MORE THAN
TOTAL...	8,059	4	14	37	3,494	3	13	37	4,565	5	15	38
DC.....	120	5	12	27	54	5	13	34	66	5	10	22
1ST...	384	6	20	54	114	2	17	61	270	8	21	53
ME.....	19	9	14	32	2	-	-	-	17	9	14	32
MA.....	211	6	30	60	54	1	22	75	157	8	31	56
NH.....	27	13	21	37	11	11	14	23	16	16	27	42
RI.....	71	7	12	32	26	4	13	37	45	9	11	19
PR.....	56	4	14	39	21	2	20	37	35	5	14	39
2ND...	708	5	20	51	331	3	20	49	377	6	20	51
CT.....	101	6	21	54	33	1	17	40	68	9	24	54
NY, N....	53	4	26	54	21	4	24	54	32	3	27	53
NY, E....	170	1	19	49	79	1	19	49	91	6	19	48
NY, S....	329	5	19	49	179	5	19	47	150	7	19	50
NY, M....	31	7	29	79	12	7	28	80	19	7	29	58
VT.....	24	5	13	31	7	-	-	-	17	5	11	18
3RD...	897	5	15	40	283	4	13	42	614	6	15	39
DE.....	30	10	17	33	5	-	-	-	25	10	17	29
NJ.....	223	6	23	52	83	5	22	50	140	7	24	54
PA, E....	446	5	12	32	133	4	11	28	313	5	13	33
PA, M....	100	2	10	23	19	1	7	16	81	4	11	24
PA, H....	79	8	24	47	36	7	21	48	43	9	25	45
VI.....	19	17	38	54	7	-	-	-	12	18	38	64
4TH...	748	3	8	25	308	3	7	24	440	4	9	26
MD.....	123	1	11	27	52	5	11	26	71	1	12	29
NC, E....	22	6	12	28	8	-	-	-	14	7	11	26
NC, H....	19	12	19	27	9	-	-	-	10	11	19	33
NC, M....	41	4	15	30	12	1	14	28	29	5	15	31
SC.....	189	3	8	21	61	1	8	23	128	4	9	19
VA, E....	232	3	5	8	129	2	5	8	103	3	5	8
VA, M....	57	5	13	40	21	3	11	46	36	7	13	35
WV, M....	22	2	23	66	8	-	-	-	14	5	24	66
WV, S....	43	2	13	25	8	-	-	-	35	6	13	27
5TH...	1,224	2	15	36	607	2	15	35	617	4	16	36
LA, E....	276	4	11	31	129	3	10	31	147	4	13	30
LA, M....	43	9	26	47	24	6	19	52	19	12	31	44
LA, H....	128	6	22	31	63	4	21	31	65	9	22	32
MS, M....	65	10	18	33	23	0	16	30	42	12	21	36
MS, S....	88	4	15	35	47	1	15	34	41	5	14	40
TX, M....	110	4	17	44	49	3	16	46	61	6	19	39
TX, E....	150	1	11	23	53	1	8	22	97	2	11	23
TX, S....	196	5	23	52	121	1	22	45	75	11	27	65
TX, H....	168	1	11	30	98	1	11	31	70	1	11	24
6TH...	705	5	16	38	301	3	15	38	404	6	16	38
KY, E....	50	8	18	34	19	9	17	23	31	8	20	38
KY, M....	43	8	19	46	15	1	19	43	28	10	21	56
MI, E....	196	7	14	31	78	5	13	29	118	9	15	31
MI, M....	45	2	17	31	20	1	14	33	25	2	17	30
OH, M....	98	1	13	40	44	1	11	40	54	1	15	45
OH, S....	69	7	18	38	27	3	16	23	42	12	21	49
TN, E....	107	5	13	31	43	3	13	31	64	5	13	34
TN, M....	49	3	11	31	21	1	15	32	28	3	9	25
TN, H....	48	2	30	48	34	1	30	48	14	1	23	48



TABLE C 10. U.S. DISTRICT COURTS  
 TIME INTERVALS FROM ISSUE TO TRIAL OF CIVIL CASES IN WHICH A TRIAL WAS COMPLETED, BY DISTRICT  
 DURING THE TWELVE MONTH PERIOD ENDED JUNE 30, 1990

CIRCUIT AND DISTRICT	TOTAL TRIALS				NONJURY TRIALS				JURY TRIALS			
	NUMBER OF TRIALS	TIME INTERVAL IN MONTHS*			NUMBER OF TRIALS	TIME INTERVAL IN MONTHS*			NUMBER OF TRIALS	TIME INTERVAL IN MONTHS*		
		10 PER-CENT LESS THAN	ME-DIAN	10 PER-CENT MORE THAN		10 PER-CENT LESS THAN	ME-DIAN	10 PER-CENT MORE THAN		10 PER-CENT LESS THAN	ME-DIAN	10 PER-CENT MORE THAN
7TH...	477	1	14	45	195	1	13	46	282	1	15	45
IL, N....	213	1	12	50	84	1	10	53	129	2	15	46
IL, C....	34	1	17	48	12	1	13	48	22	6	17	39
IL, S....	39	1	10	24	11	1	16	23	28	1	7	24
IN, N....	46	6	15	32	18	6	12	45	28	4	16	28
IN, S....	61	1	19	51	37	1	18	44	24	1	31	52
WI, E....	46	7	20	35	22	7	17	29	24	7	20	52
WI, M....	38	2	7	11	11	1	6	11	27	4	7	10
8TH...	706	3	13	30	291	3	12	28	415	3	13	31
AR, E....	123	3	12	22	59	3	13	21	64	4	11	27
AR, M....	77	1	7	12	27	1	6	10	50	1	7	14
IA, N....	15	22	39	57	5	-	-	-	10	21	28	52
IA, S....	49	2	14	30	35	3	13	31	14	1	14	29
MN.....	77	9	20	39	30	10	19	42	47	8	20	38
MD, E....	135	4	10	30	64	4	9	27	71	4	11	32
MD, M....	92	2	15	25	20	5	15	25	72	1	14	25
ME.....	84	8	16	29	39	8	15	26	45	10	17	31
ND.....	20	1	20	35	6	-	-	-	14	1	20	37
SD.....	34	3	11	27	6	-	-	-	28	3	12	27
9TH...	735	4	13	37	444	2	12	37	291	7	15	38
AK.....	11	1	22	41	4	-	-	-	7	-	-	-
AZ.....	48	5	20	48	35	5	18	48	13	1	31	50
CA, N....	83	5	16	50	41	4	16	53	42	6	16	44
CA, E....	35	9	20	46	21	1	16	42	14	9	21	60
CA, C....	242	2	12	21	159	2	12	21	83	2	13	18
CA, S....	39	1	18	37	22	1	13	51	17	5	24	31
HI.....	35	8	14	26	26	8	14	23	9	-	-	-
ID.....	15	11	21	46	5	-	-	-	10	8	19	23
MT.....	24	6	21	38	7	-	-	-	17	12	21	35
NY.....	48	9	17	36	26	9	17	28	22	11	16	41
OR.....	63	3	11	21	36	4	10	20	27	3	14	24
WA, E....	23	1	17	40	17	1	15	32	6	-	-	-
WA, M....	62	6	17	34	40	5	17	33	22	11	15	39
GUAM....	-	-	-	-	-	-	-	-	-	-	-	-
NMI.....	7	-	-	-	5	-	-	-	2	-	-	-
10TH..	501	6	14	33	187	6	14	33	314	6	13	31
CO.....	97	5	17	40	57	5	17	38	40	2	13	40
KS.....	81	10	20	36	27	9	20	32	54	12	20	38
NM.....	74	4	18	34	26	1	14	28	48	9	19	34
OK, N....	38	4	12	23	16	4	9	29	22	2	13	18
OK, E....	28	3	7	18	3	-	-	-	25	3	7	18
OK, M....	103	6	11	22	17	7	12	16	86	6	10	22
UT.....	46	4	14	33	32	4	13	38	14	3	15	30
WY.....	34	6	9	20	9	-	-	-	25	6	9	17
11TH..	854	4	12	31	379	3	11	28	475	5	13	32
AL, N....	153	3	9	19	66	3	8	15	87	4	9	19
AL, M....	62	1	9	15	27	1	9	12	35	2	9	16
AL, S....	47	5	14	30	22	10	14	37	25	3	13	25
FL, N....	14	14	23	35	8	-	-	-	6	-	-	-
FL, M....	124	4	13	31	63	3	13	29	61	6	13	33
FL, S....	203	3	11	34	122	2	8	21	81	5	16	40
GA, N....	151	10	19	35	39	5	20	37	112	11	18	32
GA, M....	46	8	16	33	21	11	19	37	25	7	16	33
GA, S....	54	3	12	31	11	1	11	33	43	5	13	27

NOTE: INCLUDES TRIALS CONDUCTED BY DISTRICT AND APPELLATE JUDGES ONLY.  
 ALL TRIALS CONDUCTED BY MAGISTRATES ARE EXCLUDED.  
 EXCLUDES THE FOLLOWING TRIALS: LAND CONDEMNATION, FORFEITURES AND PENALTY CASES, PRISONER PETITIONS (HABEAS CORPUS, MOTIONS TO VACATE SENTENCE UNDER 28 U.S.C. 2255, HEARINGS ON EVIDENTIARY MATTERS) BANKRUPTCY PETITIONS, AND THREE JUDGE COURT CASES.

\* TIME INTERVALS COMPUTED ONLY WHERE THERE ARE 10 OR MORE TRIALS.

C5

FEDERAL DISTRICT COURTS  
 TIME INTERVALS FROM FILING TO DISPOSITION OF CIVIL CASES TERMINATED, BY DISTRICT AND METHOD OF DISPOSITION  
 (EXCLUDES: LAND CONDEMNATION, PRISONER PETITIONS, AND DEPORTATION REVIEWS  
 INTERVALS SHOWN ARE FOR THE MEDIAN TIME AND FOR THE RANGE OF THE MIDDLE 80 PERCENT OF THE CASES.)  
 DURING THE TWELVE MONTH PERIOD ENDED JUNE 30, 1990

CIRCUIT AND DISTRICT	TOTAL CASES			NO COURT ACTION			COURT ACTION													
	NUMBER OF CASES	TIME INTERVALS IN MONTHS*		NUMBER OF CASES	TIME INTERVALS IN MONTHS*		BEFORE PRETRIAL			DURING OR AFTER PRETRIAL			TRIAL							
		10 PER-CENT LESS THAN	ME-DIAN		10 PER-CENT MORE THAN	10 PER-CENT LESS THAN	ME-DIAN	10 PER-CENT MORE THAN	NUMBER OF CASES	10 PER-CENT LESS THAN	ME-DIAN	10 PER-CENT MORE THAN	NUMBER OF CASES	10 PER-CENT LESS THAN	ME-DIAN	10 PER-CENT MORE THAN	NUMBER OF CASES	10 PER-CENT LESS THAN	ME-DIAN	10 PER-CENT MORE THAN
TOTAL...	173,834	2	8	29	46,628	1	6	27	94,485	1	7	23	24,563	6	14	38	8,158	8	19	46
DC.....	2,915	1	7	23	1,167	1	6	18	1,374	1	7	25	232	6	11	22	142	7	16	33
1ST...	6,365	2	10	39	1,241	1	6	27	3,190	2	6	30	1,559	6	18	45	375	11	25	54
ME.....	496	2	8	26	153	1	5	19	215	1	7	21	102	6	14	36	26	9	15	26
MA.....	3,127	2	12	47	627	2	9	33	1,554	2	7	45	764	6	24	52	182	14	32	63
NH.....	464	1	11	41	77	1	3	32	167	1	5	43	180	6	18	36	40	15	25	52
RI.....	589	3	10	21	83	1	4	13	157	2	7	20	296	6	11	20	53	10	15	33
PR.....	1,689	2	7	25	301	1	5	20	1,097	2	6	19	217	8	20	45	74	9	21	43
2ND...	15,423	2	10	37	6,244	2	8	36	5,787	1	7	28	2,910	6	17	44	482	8	24	60
CT.....	2,047	2	11	50	1,309	2	12	56	602	1	9	28	29	6	21	43	107	9	24	61
NY,W....	1,112	2	11	36	130	1	4	15	760	2	10	30	167	12	24	52	55	9	29	63
NY,E....	3,518	2	8	34	1,172	1	5	18	1,273	2	7	31	982	6	16	43	91	13	26	51
NY,S....	7,322	2	9	37	3,264	2	8	36	2,481	1	6	27	1,396	6	18	45	181	7	21	58
NY,M....	1,147	2	10	33	215	1	4	12	571	2	9	28	333	5	17	40	28	13	34	73
VT.....	277	2	10	24	154	3	9	21	100	2	7	22	3	-	-	-	20	9	13	30
3RD...	17,164	1	7	27	3,873	1	6	21	9,269	1	6	22	3,185	5	13	33	837	7	18	46
DE.....	461	2	9	29	126	2	4	16	254	2	9	25	33	14	23	63	48	2	26	75
NJ.....	5,108	1	8	27	1,312	1	5	15	1,861	1	5	19	1,703	5	14	34	232	7	23	54
PA,E....	7,418	1	6	23	1,034	2	6	12	5,113	1	5	22	904	5	11	27	367	6	15	35
PA,M....	1,234	1	8	18	62	1	2	6	753	1	5	18	333	6	12	24	86	7	13	25
PA,H....	2,449	1	8	31	1,106	1	7	26	1,036	1	7	24	210	10	24	53	97	12	24	55
VI.....	494	2	19	44	233	4	24	44	252	1	13	42	2	-	-	-	7	-	-	-
4TH...	14,466	2	7	26	4,017	1	5	32	7,453	2	5	19	2,215	5	13	36	781	6	14	40
MD.....	3,213	1	8	53	921	2	9	69	1,687	1	6	17	427	8	19	48	178	8	20	50
NC,E....	786	1	6	22	343	1	4	13	381	2	6	20	29	10	25	29	33	9	16	28
NC,M....	543	1	6	22	159	1	4	15	279	1	5	25	86	6	14	24	19	11	21	32
NC,H....	488	2	8	27	155	1	4	15	166	1	6	22	139	5	12	34	28	10	21	36
SC.....	2,937	2	8	21	722	2	5	16	1,291	2	6	19	722	5	11	26	202	6	13	27
VA,E....	3,520	2	4	10	1,008	1	4	8	1,973	2	4	8	356	4	8	33	183	3	7	15
VA,W....	1,125	2	11	30	437	2	11	33	402	1	7	24	216	7	14	24	70	8	18	50
NY,W....	381	2	12	41	94	2	10	35	262	2	11	33	10	14	30	62	15	16	31	68
NY,S....	1,473	3	12	26	178	1	12	25	1,012	3	11	20	230	11	21	37	53	9	20	37
5TH...	24,165	2	9	32	4,955	2	9	35	14,910	2	7	26	2,870	6	16	36	1,430	10	23	46
LA,E....	4,304	2	8	21	159	1	3	11	2,686	2	6	14	1,142	7	13	29	317	8	16	34
LA,M....	576	3	13	39	16	1	3	5	510	3	12	36	10	15	31	40	40	14	35	55
LA,H....	2,585	4	11	31	697	3	12	24	1,496	4	9	24	224	16	25	37	168	13	26	97
MS,H....	787	2	11	28	267	2	7	18	285	2	8	22	160	11	17	30	75	15	23	41
MS,S....	1,977	2	14	52	1,146	3	15	64	565	2	7	20	157	12	18	34	109	15	21	43
TX,H....	4,144	2	8	28	385	2	9	26	3,522	1	7	24	65	5	19	38	172	15	30	45
TX,E....	2,356	4	9	55	268	2	10	30	1,743	4	6	56	207	7	16	41	138	10	19	43
TX,S....	5,100	2	10	34	1,189	2	9	31	2,856	2	7	27	836	4	16	43	219	11	29	57
TX,H....	2,336	2	8	26	828	2	6	24	1,247	2	8	24	69	7	16	29	192	6	15	37
6TH...	16,714	2	9	28	3,800	1	6	24	8,675	2	8	24	3,466	6	13	37	773	8	18	41
KY,E....	1,409	1	8	26	217	2	10	24	947	1	6	16	178	10	21	47	67	10	25	37
KY,W....	1,043	3	12	40	107	1	8	33	536	2	9	24	351	8	21	53	49	12	23	47
MI,E....	4,247	2	8	23	967	1	4	12	1,544	2	7	21	1,587	5	11	28	149	8	15	34
MI,H....	1,026	2	9	26	146	1	6	19	724	2	9	22	120	9	18	34	36	10	24	41
OH,H....	2,936	2	9	34	784	1	6	28	1,591	2	8	27	458	6	13	51	103	8	18	47
OH,S....	2,335	2	11	29	761	1	7	22	1,127	2	11	25	336	8	18	42	111	6	16	35
TN,E....	1,540	2	9	24	372	2	9	26	644	1	7	20	372	6	11	24	152	8	14	31
TN,M....	1,307	1	11	22	143	1	6	17	1,052	1	11	22	49	7	13	32	63	5	16	39
TN,H....	871	2	13	53	303	1	11	58	510	2	12	48	15	17	34	67	43	13	37	65

TABLE C-5. U.S. DISTRICT COURTS  
 TIME INTERVALS FROM FILING TO DISPOSITION OF CIVIL CASES TERMINATED, BY DISTRICT AND METHOD OF DISPOSITION  
 (EXCLUDES: LAND CONDEMNATION, PRISONER PETITIONS, AND DEPORTATION REVIEWS  
 INTERVALS SHOWN ARE FOR THE MEDIAN TIME AND FOR THE RANGE OF THE MIDDLE 80 PERCENT OF THE CASES.)  
 DURING THE TWELVE MONTH PERIOD ENDED JUNE 30, 1990

CIRCUIT AND DISTRICT	TOTAL CASES			NO COURT ACTION			COURT ACTION										
	NUMBER OF CASES	TIME INTERVALS IN MONTHS*		NUMBER OF CASES	TIME INTERVALS IN MONTHS*		BEFORE PRETRIAL			DURING OR AFTER PRETRIAL			TRIAL				
		10 PER-CENT LESS THAN	MEDIAN		10 PER-CENT MORE THAN	NUMBER OF CASES	10 PER-CENT LESS THAN	MEDIAN	10 PER-CENT MORE THAN	NUMBER OF CASES	10 PER-CENT LESS THAN	MEDIAN	10 PER-CENT MORE THAN	NUMBER OF CASES	10 PER-CENT LESS THAN	MEDIAN	10 PER-CENT MORE THAN
7TH...	14,573	6	28	3,083	5	20	8,864	5	22	2,084	14	41	542	21	54		
IL,N....	7,923	5	22	2,080	4	17	4,486	4	17	1,200	12	41	227	20	56		
IL,C....	816	1	32	106	1	26	609	2	30	3	23	48	32	31	51		
IL,S....	983	12	34	168	7	27	677	11	31	8	22	40	55	21	38		
IN,N....	1,319	11	35	43	5	23	744	7	35	426	15	36	96	18	49		
IN,S....	1,865	8	32	102	18	49	1,536	6	23	171	26	50	56	27	57		
MI,E....	1,131	7	25	510	8	25	534	5	17	4	21	42	46	24	53		
MI,W....	536	4	11	74	2	7	278	3	8	154	7	13	30	10	16		
8TH...	11,141	9	27	3,492	8	25	5,875	8	23	41	18	37	733	18	38		
AR,E....	1,714	9	22	508	11	21	1,065	7	22	8	-	-	133	15	28		
AR,M....	878	7	16	90	8	14	699	7	16	5	-	-	84	11	24		
IA,N....	485	9	32	99	5	17	345	9	27	12	18	37	19	40	51		
IA,S....	753	12	33	146	5	22	374	10	27	7	12	42	56	24	39		
MN,N....	1,807	8	26	535	4	17	697	6	17	20	16	33	75	21	52		
MO,E....	2,034	10	28	931	9	26	892	9	23	55	17	43	156	18	40		
MO,M....	1,607	10	38	564	10	39	812	9	40	53	19	33	68	19	37		
NE,E....	1,080	10	28	92	5	29	680	8	22	121	22	37	87	22	35		
ND,N....	416	9	36	7	4	30	136	5	29	6	19	40	27	24	46		
SD,N....	367	8	19	100	7	18	175	5	14	2	18	33	28	15	27		
9TH...	25,805	8	28	9,566	7	24	13,990	8	25	1,484	16	38	765	22	60		
AK,N....	507	12	33	256	12	32	231	13	32	9	-	-	11	34	69		
AZ,N....	1,759	7	22	544	8	19	1,167	7	22	14	13	29	34	24	50		
CA,N....	4,151	7	23	2,426	20		1,582	7	23	51	10	41	92	27	55		
CA,E....	1,506	10	33	448	2	22	740	8	22	227	6	48	91	60	70		
CA,C....	7,970	7	23	3,131	7	26	4,122	6	20	483	15	28	234	19	47		
CA,S....	2,053	11	41	300	4	22	1,702	12	42	15	9	41	36	20	51		
HI,N....	1,016	13	38	688	17		266	9	43	22	17	34	40	19	31		
ID,N....	562	14	37	50	4		383	11	31	111	25	51	18	24	31		
MT,N....	825	13	36	218	8		300	10	32	285	19	42	22	21	39		
NY,N....	1,097	9	32	135	4		881	9	30	42	17	40	39	26	60		
OR,N....	1,654	8	20	672	8	1	862	6	19	38	14	24	82	15	33		
WA,E....	674	10	45	166	5	4	381	9	45	101	13	43	26	22	42		
WA,M....	1,943	7	20	497	7		1,326	6	19	82	12	24	38	18	43		
GUAM,N....	60	7	22	28	6		28	8	17	3	-	-	1	-	-		
NMI,N....	28	19	35	7	-		19	19	35	1	-	-	1	-	-		
10TH...	9,593	8	25	1,586	5	2	5,040	6	21	2,476	12	29	491	18	39		
CO,N....	1,951	8	26	37	4	17	1,014	4	15	809	12	30	91	23	47		
KS,N....	1,573	10	34	577	8	32	690	7	22	223	22	48	83	24	45		
NM,N....	1,110	11	27	203	7	22	601	9	23	235	17	31	71	21	35		
OK,N....	986	9	25	68	2	5	738	8	21	118	15	33	62	20	40		
OK,E....	507	6	10	169	5	9	171	4	10	83	8	11	34	9	17		
OK,M....	2,071	7	15	366	4	11	71	4	9	880	9	19	94	13	24		
UT,N....	991	11	35	9	-		90	10	33	41	24	58	33	22	46		
WY,N....	404	8	15	157	7	12	12	7	15	87	10	19	33	11	23		
11TH...	15,510	7	23	3,604	6	23	10,058	6	20	1,041	15	34	81	17	37		
AL,N....	1,902	7	15	134	5	13	1,411	5	12	231	13	24	121	13	23		
AL,M....	763	6	18	37	2	4	582	5	18	78	10	17	66	12	20		
AL,S....	830	9	27	205	4	13	385	8	21	176	17	34	64	30	30		
FL,N....	641	7	22	49	3	8	556	7	20	16	19	43	20	28	43		
FL,M....	3,132	8	26	494	5	21	2,308	8	22	225	18	42	105	19	41		
FL,S....	3,759	6	21	520	4	18	2,937	5	18	115	15	40	187	19	40		
GA,N....	2,738	9	28	1,611	8	27	926	8	26	44	18	34	157	21	42		
GA,M....	772	10	34	291	9	33	389	9	31	51	19	39	41	16	32		
GA,S....	973	9	19	263	7	19	564	7	19	105	14	21	41	12	32		

\* TIME INTERVAL COMPUTED ONLY WHERE THERE ARE 10 OR MORE CASES

**U.S. DISTRICT COURT -- JUDICIAL WORKLOAD PROFILE**

MICHIGAN EASTERN		TWELVE MONTH PERIOD ENDED JUNE 30						NUMERICAL STANDING WITHIN U.S. CIRCUIT		
		1990	1989	1988	1987	1986	1985			
<b>OVERALL WORKLOAD STATISTICS</b>	Filings*	5,402	6,405	7,356	7,519	8,289	8,605			
	Terminations	5,454	6,547	7,629	9,113	8,722	8,984			
	Pending	5,135	5,376	5,520	5,793	7,364	7,796			
	Percent Change In Total Filings Current Year	Over Last Year. . . .	-15.7						83	9
	Over Earlier Years. . .	-26.6		-28.2	-34.8	-37.2		84	8	
	Number of Judgeships	15	15	15	15	15	15			
	Vacant Judgeship Months	14.3	10.9	16.4	18.2	25.0	35.3			
<b>ACTIONS PER JUDGESHIP</b>	<b>FILINGS</b>	Total	360	427	490	501	553	574	73	9
		Civil	322	394	454	455	519	545	68	9
		Criminal Felony	38	33	36	46	34	29	73	8
		Pending Cases	342	358	368	386	491	520	71	9
		Weighted Filings**	376	429	496	492	471	492	65	6
		Terminations	364	436	509	608	581	599	73	8
		Trials Completed	24	24	28	30	28	31	81	7
<b>MEDIAN TIMES (MONTHS)</b>	From Filing to Disposition	Criminal Felony	5.8	5.9	5.0	5.0	5.0	5.1	59	5
		Civil	9	8	8	9	9	10	27	2
		From Issue to Trial (Civil Only)	14	16	17	17	19	20	36	4
<b>OTHER</b>		Number (and %) of Civil Cases Over 3 Years Old	154 3.4	217 4.4	253 4.9	263 4.9	394 5.7	363 4.9	22	3
		Triable Defendants** in Pending Criminal Cases Number (and %)	532 (49.4)	328 (44.1)	413 (51.2)	602 (76.0)	486 (56.6)	319 (56.4)		
	Jurors**	Avg. Present for Jury Selection	49.30	46.53	38.95	36.33	35.28	40.32	85	9
		Percent Not Selected or Challenged	52.6	53.8	46.6	45.3	44.5	46.7	91	9

**FOR NATIONAL PROFILE AND NATURE OF SUIT AND OFFENSE CLASSIFICATIONS  
SHOWN BELOW -- OPEN FOLDOUT AT BACK COVER**

1990 CIVIL AND CRIMINAL FELONY FILINGS BY NATURE OF SUIT AND OFFENSE													
Type of	TOTAL	A	B	C	D	E	F	G	H	I	J	K	L
Civil	4824	271	272	889	224	53	669	757	657	145	489	4	394
Criminal*	572	16	40	91	6	45	27	126	42	118	4	14	43

\* Filings in the "Overall Workload Statistics" section include criminal transfers, while filings "by nature of offense" do not.  
\*\*See Page 167.

**MONTHLY REPORT OF CIVIL CASES  
BY THE CLERK OF COURT**

**UNITED STATES DISTRICT COURT FOR  
EASTERN MICHIGAN**      **0645**  
DISTRICT      CODE

**PART I:**

**MOVEMENT OF CIVIL CASES FOR THE MONTH OF**

**MAY 19 91**

SEE  
INSTRUCTIONS  
BELOW

1. Cases pending at the close of preceding month.	4205
2. Total cases filed during this month.	490
3. Total cases terminated this month.	391
4. Cases pending at close of this month.	4304

**RECEIVED**  
JUN 13 1991

COURT ADMINISTRATOR  
EASTERN MICHIGAN

**PART II:**

**NUMBER OF CIVIL CASES ASSIGNED TO INDIVIDUAL JUDGES/MAGISTRATES DURING  
MONTH AND THE TOTAL NUMBERS PENDING AT END OF MONTH**

JUDGE/MAGISTRATE	NUMBER OF CASES		JUDGE/MAGISTRATE	NUMBER OF CASES	
	ASSIGNED DURING MONTH	PENDING AT END OF MONTH		ASSIGNED DURING MONTH	PENDING AT END OF MONTH
(A)	(B)	(C)	(A)	(B)	(C)
COOK	23	299	LA PLATA	39	286
KEITH	0	1	ZATKOFF	32	262
FEIKENS	5	241	HACKETT	39	279
DEMASCIO	12	119	DUGGAN	27	262
HARVEY	0	14	FRIEDMAN	34	260
CHURCHILL	9	78	GADOLA	33	321
NEWBLATT	41	332	ROSEN	37	289
COHN	26	290	CLELAND	27	239
TAYLOR	27	213			
GILMORE	28	249			
WOODS	50	270			
NOTE: Column "C" of the current report should be equal to the total of Column "C" from the previous report plus the number of new assignments (Column B of current report) less the number terminated or transferred to other judges during the current month.			Total civil cases for which final proceedings are still pending as of the end of month.		ASSIGNED      490
					UNASSIGNED      0
					TOTAL PENDING      4304

**INSTRUCTIONS FOR**

**PART I**

Line 1 of this report must agree with line 4 of the report for the preceding month.  
 Line 2 must equal the number of JS 5 forms and line 3 must equal the number of JS 6 forms submitted.  
 Lines 2 and 3 are to include forms used to report multidistrict litigation pursuant to 28 U.S.C. 1407.

**PART II**

If there is not enough space in PART II for all judges'/magistrates' names, use an additional form.



**CIVIL CASE ACTIVITY AS OF MAY 31, 1991**

CODE	JUDGE	DIVISION	PREVIOUS MONTH'S BALANCE	REASSIGNED			PENDING CASES CLOSED	PENDING BALANCE	SPECIAL CASES BALANCE	OTHER CASES BALANCE	OPENED SINCE 7/1/90	REOPENED SINCE 7/1/90	YEAR TO DATE REASSIGNED		CLOSED SINCE 7/1/90	
				OPENED	REOPENED	IN							OUT	IN SINCE 7/1/90		OUT SINCE 7/1/90
4527	COOK *	DT	282	18	5	1	1	6	299	43	256	154	14	14	13	128
4517	KEITH	DT	1	0	0	0	0	0	1	0	1	0	0	0	0	0
4520	FEIKENS *	DT	255	5	0	0	0	19	241	21	220	106	6	10	18	294
4522	DEMASCIO	DT	124	11	1	1	0	18	119	23	96	141	4	8	11	153
4523	JOINER	AA	0	0	0	0	0	0	0	0	0	0	0	0	0	2
4524	HARVEY	PH	104	0	0	0	89	3	12	1	11	54	5	1	91	117
		BC	2	0	0	0	0	0	2	0	2	0	0	1	0	0
4525	CHURCHILL	BC	82	9	0	1	5	9	78	14	64	67	7	44	30	93
		FL	0	0	0	0	0	0	0	0	0	4	1	0	33	8
		FL	311	41	0	8	3	26	331	101	230	342	20	16	12	271
4529	NEWBLATT	BC	1	0	0	0	0	0	1	0	1	0	0	0	0	0
		DT	277	26	0	11	1	23	290	67	223	295	6	46	22	357
4531	TAYLOR	DT	207	27	1	8	0	30	213	50	163	306	12	18	18	360
4532	GILMORE	DT	238	26	2	9	1	25	249	47	202	311	13	27	27	292
4533	WOODS	DT	238	49	1	9	3	24	270	79	191	309	9	27	14	293
4534	SUHRHEINRICH	DT	0	0	0	0	0	0	0	0	0	10	0	3	208	6
4535	LA PLATA	AA	274	39	0	9	0	36	286	76	210	329	10	20	21	331
4536	ZATKOFF	DT	242	31	1	8	2	18	262	59	203	281	10	42	9	314
4537	HACKETT	DT	258	37	2	10	3	25	279	83	196	322	14	22	29	305
4538	DUGGAN	DT	259	26	1	13	0	37	262	77	185	302	9	32	23	305
4539	FRIEDMAN	DT	246	33	1	8	3	25	260	66	194	289	9	32	10	304
4540	GADOLA	DT	307	33	0	9	2	26	321	64	257	310	10	25	18	272
4541	ROSEN	DT	262	37	0	9	4	15	289	74	215	341	12	256	50	302
4542	CLELAND	BC	235	27	0	6	3	26	239	78	161	230	3	34	21	234
<b>TOTALS</b>			<b>4205</b>	<b>475</b>	<b>15</b>	<b>120</b>	<b>120</b>	<b>391</b>	<b>4304</b>	<b>1023</b>	<b>3281</b>	<b>4503</b>	<b>174</b>	<b>678</b>	<b>678</b>	<b>4741</b>

**SPECIAL CASE ACTIVITY AS OF MAY 31, 1991**

CODE	JUDGE	DIVISION	HHS CASES							PRISONER CASES							SPECIAL CASES BALANCE
			PREVIOUS MONTH'S BALANCE	OPENED	REOPENED	REASSIGNED		CLOSED	PENDING CASES BALANCE	PREVIOUS MONTH'S BALANCE	OPENED	REOPENED	REASSIGNED		CLOSED	PENDING CASES BALANCE	
4527	COOK *	DT	3	2	0	0	0	0	5	38	2	0	0	0	2	38	43
4517	KEITH	DT	0	0	0	0	0	0	0	0	0	0	0	0	0	0	0
4520	FEIKENS *	DT	3	0	0	0	0	0	3	18	0	0	0	0	0	18	21
4522	DEMASCIO	DT	9	1	0	0	0	0	10	17	0	0	0	0	4	13	23
4523	JOINER	AA	0	0	0	0	0	0	0	0	0	0	0	0	0	0	0
4524	HARVEY	PH	12	0	0	0	11	0	1	1	0	0	0	0	1	0	1
		BC	0	0	0	0	0	0	0	0	0	0	0	0	0	0	0
4525	CHURCHILL	BC	12	1	0	0	0	1	12	3	0	0	1	0	2	2	14
		FL	0	0	0	0	0	0	0	0	0	0	0	0	0	0	0
4529	NEWBLATT	FL	50	11	0	1	0	2	60	38	7	0	0	0	4	41	101
		BC	0	0	0	0	0	0	0	0	0	0	0	0	0	0	0
4530	COHN	DT	10	3	0	3	0	2	14	53	3	0	0	0	3	53	67
4531	TAYLOR	DT	15	2	0	1	0	2	16	34	5	0	0	0	5	34	50
4532	GILMORE	DT	10	4	0	1	0	1	14	32	4	0	0	0	3	33	47
4533	WOODS	DT	12	4	0	0	0	1	15	55	11	0	0	0	2	64	79
4534	SUHRHEINRICH	DT	0	0	0	0	0	0	0	0	0	0	0	0	0	0	0
4535	LA PLATA	AA	17	2	0	2	0	4	17	56	8	0	0	0	5	59	76
4536	ZATKOFF	DT	18	2	0	0	0	2	18	39	5	0	0	0	3	41	59
4537	HACKETT	DT	22	2	0	0	0	3	21	58	6	1	0	0	3	62	83
4538	DUGGAN	DT	17	3	0	1	0	3	18	59	4	1	0	0	5	59	77
4539	FRIEDMAN	DT	11	6	0	0	0	0	17	50	3	0	0	0	4	49	66
4540	GADOLA	DT	11	0	0	1	0	0	12	54	7	0	0	0	9	52	64
4541	ROSEN	DT	14	2	0	1	0	0	17	51	5	0	1	0	0	57	74
4542	CLELAND	BC	33	4	0	0	0	7	30	48	7	0	0	2	5	48	78
<b>TOTALS</b>			<b>279</b>	<b>49</b>	<b>0</b>	<b>11</b>	<b>11</b>	<b>28</b>	<b>300</b>	<b>704</b>	<b>77</b>	<b>2</b>	<b>2</b>	<b>2</b>	<b>60</b>	<b>723</b>	<b>1023</b>



United States District Courts  
\*Report of Criminal Docket  
For All Misdemeanor and Felony Proceedings

District Code 0645

District EASTERN DISTRICT OF MICHIGAN Period MAY, 1991

**PART I.**

	Total:	Judge:	Magistrate:
1. Cases Pending At The Close of Preceding Period .....	592 <sub>1</sub>	581 <sub>2</sub>	11 <sub>3</sub>
2. Cases Filed This Period .....	58 <sub>4</sub>	58 <sub>5</sub>	0 <sub>6</sub>

Docket Numbers

- a. Transfers in or returned under Rule 20(a) included in box 4 2:91-cr-80230-1
- b. Petty offenses for judges only \_\_\_\_\_
- c. Juveniles \_\_\_\_\_

3. Cases Disposed of During This Period .....	70 <sub>7</sub>	64 <sub>8</sub>	6 <sub>9</sub>
4. Cases Reassigned This Period .....	1 <sub>10</sub>	0 (1) <sub>11</sub>	1 (0) <sub>12</sub>
5. Cases Pending at the Close of This Period .....	580 <sub>13</sub>	574 <sub>14</sub>	6 <sub>15</sub>

6. Defendants Pending at the Close of Preceding Period ...	990 <sub>16</sub>	979 <sub>17</sub>	11 <sub>18</sub>
7. Defendants Filed This Period .....	90 <sub>19</sub>	90 <sub>20</sub>	0 <sub>21</sub>

Docket Numbers

- a. Includes petty offense for judges only \_\_\_\_\_
- b. Transfers under Rule 20(a) included in box 19 2:91-cr-80230-1
- c. Juveniles \_\_\_\_\_

8. Defendants Disposed of During This Period .....	104 <sub>22</sub>	98 <sub>23</sub>	6 <sub>24</sub>
--	-------------------	------------------	-----------------

Docket Numbers

- a. Defendants transferred Rule 20(a) included in Box 22 91-80151, 91-80336, 90-80520
- b. Docket Numbers for defendants closed under 21 USC 844(b) \_\_\_\_\_

9. Defendants Reassigned This Period .....	1 <sub>25</sub>	0 (1) <sub>26</sub>	1 (0) <sub>27</sub>
10. Defendants With Cases Pending at Close of This Period .....	976 <sub>28</sub>	970 <sub>29</sub>	6 <sub>30</sub>

11. Supplementary JS 3 Reports: (Group together for mailing). Do not count in Boxes 1-30

- a. Convictions on charges undisposed of at the time of initial conviction or acquittal \_\_\_\_\_
- b. Modifications of sentences or corrections for current statistical year \_\_\_\_\_

12. List Docket Numbers Used for special purposes. Do not Submit a JS 2 or 3

- a. Jurisdictional transfer of probationers under 18 USC 3653 \_\_\_\_\_
- b. Removal under Rule 40(b) or Rule 20(b) F.R.Cr.P. \_\_\_\_\_
- c. Information filed to establish prior convictions in narcotic cases \_\_\_\_\_
- d. Sealed indictment(s). Submit JS 2 form when indictment is unsealed by court \_\_\_\_\_
- e. Show new office and docket for transfers within district \_\_\_\_\_

**PART II**

**NUMBER OF CRIMINAL DEFENDANTS ASSIGNED TO INDIVIDUAL JUDGES OR MAGISTRATES DURING PERIOD AND THE TOTAL NUMBERS PENDING AT END OF PERIOD**

JUDGE OR MAGISTRATE		NUMBER OF DEFENDANTS		JUDGE OR MAGISTRATE		NUMBER OF DEFENDANTS	
Name	Stat. No.	Assigned During Period	Pending at End of Period	Name	Stat. No.	Assigned During Period	Pending at End of Period
(A)		(B)	(C)	(A)		(B)	(C)
COOK	4527	0	16	GADOLA	4540	2	68
FEIKENS	4520	4	21	ROSEN	4541	5	70
DEMASCIO	4522	4	32	CLELAND	4542	8	68
JOINER	4523	0	3	MAGISTRATES	ALL	0	6
CHURCHILL	4525	0	1	UNASSIGNED	ALL	0	26
NEWBLATT	4529	0	36				
COHN	4530	8	89				
TAYLOR	4531	5	89				
GILMORE	4532	3	94				
WOODS	4533	26	68				
LA PLATA	4535	4	47				
ZATKOFF	4536	7	91				
HACKETT	4537	3	57	Total criminal defendants for whom final proceedings were still pending as of end of period.	<b>ASSIGNED</b>	90	
DUGGAN	4538	9	60		<b>UNASSIGNED</b>	0	
FRIEDMAN	4539	2	44		<b>TOTAL</b>	976	

NOTE: Column "C" of the current report should be equal to the total of Column "C" from the previous report plus the number of new assignments (Column B of current report) less the number terminated or transferred to other judges during the current period.

**PART III**

**Report on Sanctions Under Provisions of Speedy Trial Act of 1974 (18 USC 3162)**

None this month       Yes (JS 1A Forms attached)

Comment(s):

Mail this report to: ADMINISTRATIVE OFFICE OF THE U.S. COURTS  
 STATISTICAL ANALYSIS AND REPORTS DIVISION  
 WASHINGTON, D.C. 20544  
 Attn: Criminal Branch

Submit only one report covering all divisions within your district, accompanied by all report forms JS 2 and 3.

PATRICIA A. DAHER  
 Person submitting report

**CRIMINAL CASE ACTIVITY AS OF MAY 31, 1991**

CODE	JUDGE	DIVISION	PREVIOUS MONTH'S BALANCE	OPENED	REASSIGNED		CLOSED	PENDING CASES BALANCE	YEAR TO DATE			
					IN	OUT			OPENED SINCE 7/1/90	REASSIGNED IN SINCE 7/1/90	OUT SINCE 7/1/90	CLOSED SINCE 7/1/90
4527	COOK	DT	14	0	0	0	2	12	21	1	3	19
4520	FEIKENS	DT	20	4	0	0	3	21	23	0	5	25
4522	DEMASCIO	DT	36	4	0	0	9	31	36	1	2	41
4523	JOINER	AA	2	0	0	0	0	2	0	0	0	0
4525	CHURCHILL	BC	1	0	0	0	0	1	0	0	2	6
4529	NEWBLATT	FL	23	0	0	0	2	21	32	1	7	22
4530	COHN	DT	49	5	0	0	4	50	45	3	5	33
4531	TAYLOR	DT	44	4	0	0	4	44	41	0	4	36
4532	GILMORE	DT	37	1	0	0	3	35	46	1	9	38
4533	WOODS	DT	28	7	0	0	4	31	40	2	5	35
4534	SUHRHEINRICH	DT	0	0	0	0	0	0	1	1	35	3
4535	LA PLATA	AA	39	3	0	0	5	37	45	1	4	37
4536	ZATKOFF	DT	36	6	0	0	4	38	45	6	3	44
4537	HACKETT	DT	33	3	0	0	3	33	41	0	2	37
4538	DUGGAN	DT	30	6	0	0	4	32	44	2	4	41
4539	FRIEDMAN	DT	34	2	0	0	4	32	34	5	2	32
4540	GADOLA	DT	46	1	0	0	3	44	40	5	3	27
		FL	3	0	0	0	0	3	2	0	0	8
		BC	2	0	0	0	1	1	0	0	0	4
4541	ROSEN	DT	48	5	0	0	6	47	38	36	6	32
4542	CLELAND	BC	34	7	0	1	3	37	63	6	19	28
*	MAGISTRATES	ALL	11	0	1	0	6	6	0	49	0	59
*	UNASSIGNED	ALL	22	0	0	0	0	22	0	0	0	2
<b>TOTALS</b>			<b>592</b>	<b>58</b>	<b>1</b>	<b>1</b>	<b>70</b>	<b>580</b>	<b>637</b>	<b>120</b>	<b>120</b>	<b>609</b>

**CRIMINAL DEFENDANT ACTIVITY AS OF MAY 31, 1991**

CODE	JUDGE	DIVISION	PREVIOUS MONTH'S BALANCE	OPENED	REASSIGNED			PENDING DEFENDANT CLOSED	PENDING DEFENDANT BALANCE	FUGITIVES			NON-FUGITIVES		
					IN	OUT				PREVIOUS MONTH'S BALANCE	IN	OUT	PENDING FUGITIVE BALANCE	TRIABLE BALANCE	AWAITING SENTENCE BALANCE
4527	COOK	DT	17	0	0	0	1	16	6	0	1	5	6	5	11
4520	FEIKENS	DT	23	4	0	0	6	21	10	1	4	7	6	8	14
4522	DEMASCIO	DT	42	4	0	0	14	32	15	1	3	13	11	8	19
4523	JOINER	AA	3	0	0	0	0	3	3	0	0	3	0	0	0
4525	CHURCHILL	BC	1	0	0	0	0	1	0	0	0	0	1	0	1
4529	NEWBLATT	FL	43	0	0	0	7	36	6	0	0	6	11	19	30
4530	COHN	DT	90	8	0	0	9	89	33	2	3	32	37	19	56
4531	TAYLOR	DT	91	5	0	0	7	89	26	1	6	21	55	13	68
4532	GILMORE	DT	84	3	0	0	3	84	44	0	0	44	29	11	40
4533	WOODS	DT	48	26	0	0	6	68	11	2	0	13	35	20	55
4534	SUHRHEINRICH	DT	0	0	0	0	0	0	0	0	0	0	0	0	0
4535	LA PLATA	AA	50	4	0	0	7	47	10	2	3	9	21	17	38
4536	ZATKOFF	DT	90	7	0	0	6	91	20	2	3	19	58	14	72
4537	HACKETT	DT	58	3	0	0	4	57	19	0	3	16	27	14	41
4538	DUGGAN	DT	56	9	0	0	5	60	10	0	2	8	20	32	52
4539	FRIEDMAN	DT	48	2	0	0	6	44	17	0	4	13	11	20	31
4540	GADOLA	DT	63	2	0	0	5	60	15	0	1	14	27	19	46
		FL	7	0	0	0	0	7	3	0	0	3	2	2	4
		BC	2	0	0	0	1	1	0	0	0	0	0	1	1
4541	ROSEN	DT	73	5	0	0	8	70	33	0	0	33	17	20	37
4542	CLELAND	BC	64	8	0	1	3	68	4	1	0	5	16	47	63
•	MAGISTRATES	ALL	11	0	1	0	6	6	1	0	0	1	1	5	6
•	UNASSIGNED	ALL	26	0	0	0	0	26	26	0	0	26	0	0	0
<b>TOTALS</b>			<b>990</b>	<b>90</b>	<b>1</b>	<b>1</b>	<b>104</b>	<b>976</b>	<b>312</b>	<b>12</b>	<b>33</b>	<b>291</b>	<b>391</b>	<b>294</b>	<b>685</b>

CIVIL AND CRIMINAL STATISTICAL  
REPORT NOTATIONS

\*CIVIL REPORT - JUDGE FEIKENS

The total number of pending civil cases for Judge Feikens includes 137 asbestos cases of which 43 are maritime cases and 94 are awaiting trial.

\*CIVIL REPORT - JUDGE COOK

The total number of pending civil cases for Judge Cook includes 143 cases against Northwest Airlines.

\*CRIMINAL REPORT - MAGISTRATES

The total number of pending criminal cases and defendants listed for Magistrates reflects the number of signed consents to be tried by a Magistrate that are pending.

\*CRIMINAL REPORT - UNASSIGNED

The total number of pending criminal cases and defendants that are listed as unassigned reflects the number of fugitives that are assigned to a Judge who is no longer serving with this court. These cases and/or defendants will be reassigned at the time of the fugitive's appearance.

**DETROIT/ANN ARBOR**

	<b>CIVIL</b>					<b>CRIMINAL</b>				
	Assigned in 89 & 90	Assigned in 90 & 91	Cumulative Assignments		Cumulative % Change	Assigned in 89 & 90	Assigned in 90 & 91	Cumulative Assignments		Cumulative % Change
			89 & 90	90 & 91				89 & 90	90 & 91	
Jun	319	426	319	426	33.5%	39	58	39	58	48.7%
Jul	289	356	608	782	28.6%	43	50	82	108	31.7%
Aug	337	413	945	1195	26.5%	44	50	126	158	25.4%
Sep	310	282	1255	1477	17.7%	45	57	171	215	25.7%
Oct	322	371	1577	1848	17.2%	42	50	213	265	24.4%
Nov	301	283	1878	2131	13.5%	47	38	260	303	16.5%
Dec	268	333	2146	2464	14.8%	36	33	296	336	13.5%
Jan	290	315	2436	2779	14.1%	39	50	335	386	15.2%
Feb	317	345	2753	3124	13.5%	40	53	375	439	17.1%
Mar	334	299	3087	3423	10.9%	83	51	458	490	7.0%
Apr	357	448	3444	3871	12.4%	58	57	516	547	6.0%
May	333	398	3777	4269	13.0%	63	51	579	598	3.3%

**BAY CITY**

	<b>CIVIL</b>					<b>CRIMINAL</b>				
	Assigned in 89 & 90	Assigned in 90 & 91	Cumulative Assignments		Cumulative % Change	Assigned in 89 & 90	Assigned in 90 & 91	Cumulative Assignments		Cumulative % Change
			89 & 90	90 & 91				89 & 90	90 & 91	
Jun	35	19	35	19	-45.7%	6	1	6	1	-83.3%
Jul	27	22	62	41	-33.9%	1	2	7	3	-57.1%
Aug	20	20	82	61	-25.6%	7	4	14	7	-50.0%
Sep	14	25	96	86	-10.4%	4	4	18	11	-38.9%
Oct	27	31	123	117	-4.9%	7	2	25	13	-48.0%
Nov	36	19	159	136	-14.5%	7	5	32	18	-43.8%
Dec	16	18	175	154	-12.0%	2	6	34	24	-29.4%
Jan	22	32	197	186	-5.6%	8	23	42	47	11.9%
Feb	28	24	225	210	-6.7%	7	6	49	53	8.2%
Mar	32	38	257	248	-3.5%	3	4	52	57	9.6%
Apr	16	32	273	280	2.6%	3	0	55	57	3.6%
May	28	36	301	316	5.0%	8	7	63	64	1.6%

FLINT

	CIVIL					CRIMINAL				
	Assigned in 89 & 90	Assigned in 90 & 91	Cumulative Assignments		Cumulative % Change	Assigned in 89 & 90	Assigned in 90 & 91	Cumulative Assignments		Cumulative % Change
Jun	31	25	31	25	-19.4%	10	1	10	1	-90.0%
Jul	26	25	57	50	-12.3%	4	4	14	5	-64.3%
Aug	24	25	81	75	-7.4%	5	6	19	11	-42.1%
Sep	33	31	114	106	-7.0%	3	1	22	12	-45.5%
Oct	26	26	140	132	-5.7%	5	3	27	15	-44.4%
Nov	29	24	169	156	-7.7%	6	4	33	19	-42.4%
Dec	22	27	191	183	-4.2%	2	1	35	20	-42.9%
Jan	31	30	222	213	-4.1%	0	5	35	25	-28.6%
Feb	34	37	256	250	-2.3%	4	3	39	28	-28.2%
Mar	32	41	288	291	1.0%	5	5	44	33	-25.0%
Apr	45	39	333	330	-0.9%	3	2	47	35	-25.5%
May	22	41	355	371	4.5%	1	0	48	35	-27.1%

PORT HURON

	CIVIL				
	Assigned in 89 & 90	Assigned in 90 & 91	Cumulative Assignments		Cumulative % Change
Jun	7	5	7	5	-28.6%
Jul	6	13	13	18	38.5%
Aug	5	9	18	27	50.0%
Sep	10	10	28	37	32.1%
Oct	7	3	35	40	14.3%
Nov	5	5	40	45	12.5%
Dec	7	2	47	47	0.0%
Jan	4	8	51	55	7.8%
Feb	9	3	60	58	-3.3%
Mar	7	1	67	59	-11.9%
Apr	4	0	71	59	-16.9%
May	7	0	78	59	-24.4%

## Number of Cases Assigned to Judges and 12-Month Percentage Change

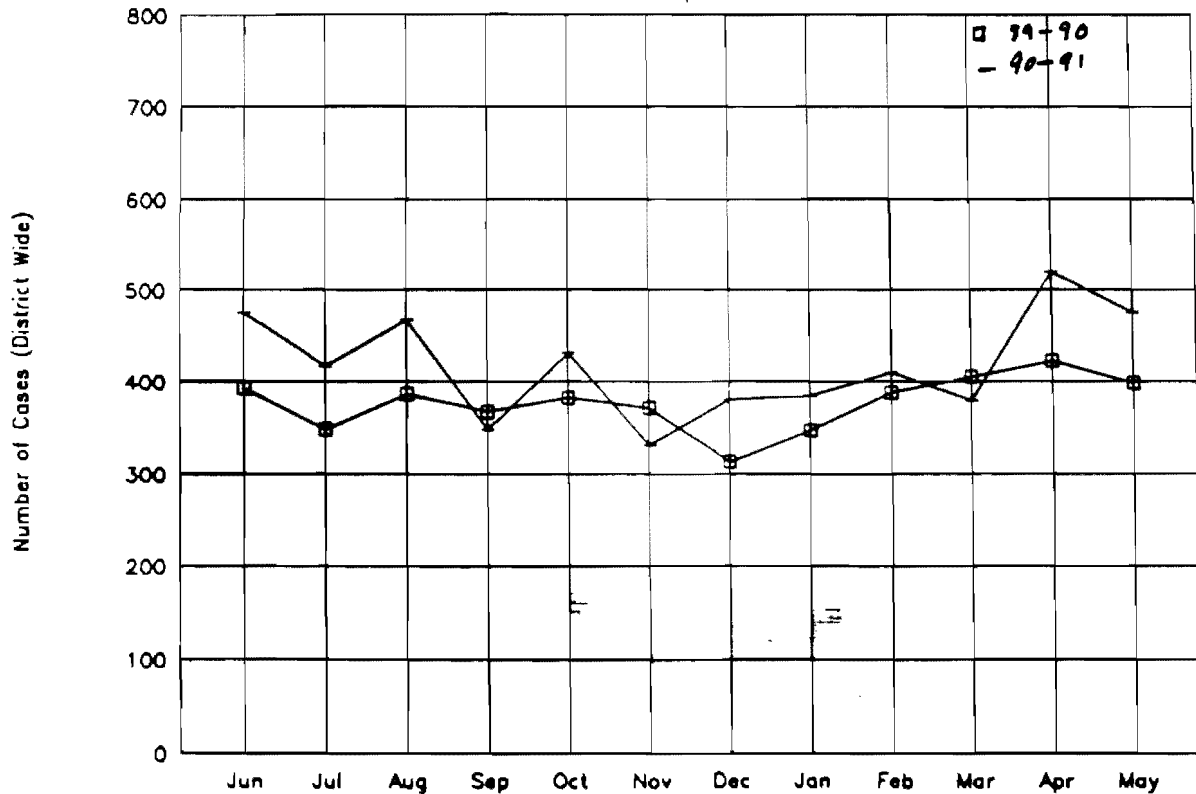
### DISTRICT WIDE

#### CIVIL

	Assigned in 89 & 90	Assigned in 90 & 91	Cumulative Assignments 89 & 90	Cumulative Assignments 90 & 91	Cumulative % Change
Jun	392	475	392	475	21.2%
Jul	348	416	740	891	20.4%
Aug	386	467	1126	1358	20.6%
Sep	367	348	1493	1706	14.3%
Oct	382	431	1875	2137	14.0%
Nov	371	331	2246	2468	9.9%
Dec	313	380	2559	2848	11.3%
Jan	347	385	2906	3233	11.3%
Feb	388	409	3294	3642	10.6%
Mar	405	379	3699	4021	8.7%
Apr	422	519	4121	4540	10.2%
May	398	475	4519	5015	11.0%

## Civil Cases Assigned to Judges

12-Month Comparison





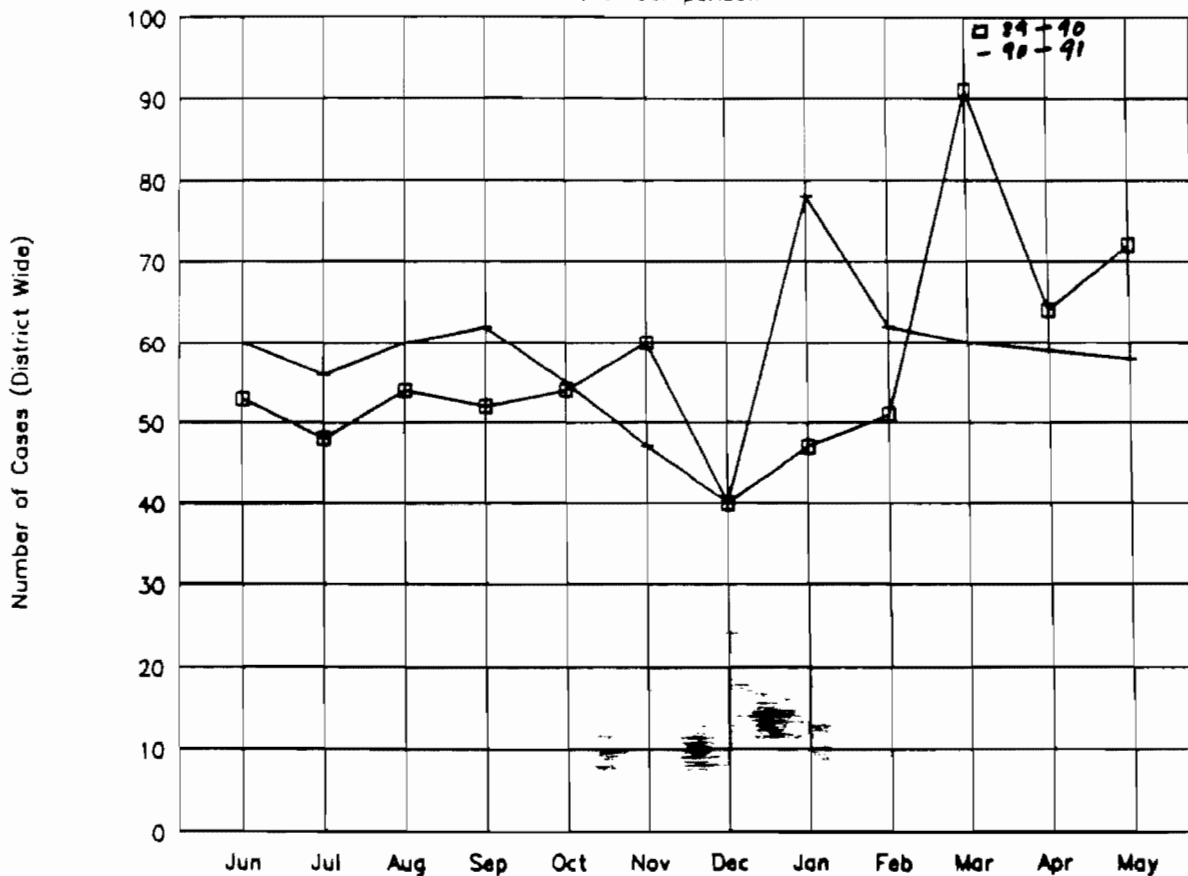
DISTRICT WIDE

CRIMINAL

	Assigned in 89 & 90	Assigned in 90 & 91	Cumulative Assignments 89 & 90	Cumulative Assignments 90 & 91	% Change
Jun	53	60	53	60	13.2%
Jul	48	56	101	116	14.9%
Aug	54	60	155	176	13.5%
Sep	52	62	207	238	15.0%
Oct	54	55	261	293	12.3%
Nov	60	47	321	340	5.9%
Dec	40	40	361	380	5.3%
Jan	47	78	408	458	12.3%
Feb	51	62	459	520	13.3%
Mar	91	60	550	580	5.5%
Apr	64	59	614	639	4.1%
May	72	58	686	697	1.6%

Criminal Cases Assigned to Judges

12-Month Comparison





22 Month	23 Year
5	91

**MONTHLY REPORT OF TRIALS AND OTHER COURT ACTIVITY**

24 District	Eastern District of Michigan	25 District Code	0	6	4	5
-------------	---------------------------------	------------------	---	---	---	---

26 Judge	Julian Abele Cook, Jr.	27 Judge Code	4	5	2	7
----------	------------------------	---------------	---	---	---	---

ALL PROCEEDINGS INVOLVING THE PARTICIPATION OF THE JUDGE WHICH DO NOT FALL WITHIN THE DEFINITION OF A TRIAL (SHOWN ON PAGE 1) SHOULD BE REPORTED IN THE SPACE BELOW. REPORT ALL PROCEEDINGS, OTHER THAN THOSE REPORTED ON PAGE 1, WHICH REQUIRE THE PRESENCE OF THE JUDGE AND THE PARTIES IN THE CASE. THESE PROCEEDINGS SHOULD BE REPORTED WHETHER HELD IN COURTROOM OR CHAMBERS.

Day of the Month	28 Code for Place of Holding Court	29 Total Number of Hours	Number of Proceedings						
			30 Arrangements/ Pleas	31 Sentencings	32 Motions	33 Pretrial Conferences	34 Exhibit Jury Proceedings	35 Other Proceedings	
1									
2									
3									
4									
5									
6	2	2.5				1			
7	2	1			1				
8	2	1.5							
9									
10									
11									
12									
13									
14									
15									
16	2	4.5			1	1			
17	2	1				1			

Day of the Month	28 Code for Place of Holding Court	29 Total Number of Hours	Number of Proceedings						
			30 Arrangements/ Pleas	31 Sentencings	32 Motions	33 Pretrial Conferences	34 Exhibit Jury Proceedings	35 Other Proceedings	
19									
20	2	.5					1		
21									
22	2	1				1			
23	2	4.5				1		1	
24	2	2.5				1			
25									
26									
27									
28									
29	2	2					1		
30									
31	2	.5	2						

**36 TOTALS FOR EACH PLACE OF HOLDING COURT**

2	21	2		5	4	1
---	----	---	--	---	---	---



22 Month	23 Year
MAY	1991

**MONTHLY REPORT OF TRIALS AND OTHER COURT ACTIVITY**

24 District EASTERN DISTRICT OF MI.	25 District Code 0   6   4   5	26 Judge JOHN FEIKENS	27 Judge Code 4   5   2   0-
--	-----------------------------------	--------------------------	---------------------------------

ALL PROCEEDINGS INVOLVING THE PARTICIPATION OF THE JUDGE WHICH DO NOT FALL WITHIN THE DEFINITION OF A TRIAL (SHOWN ON PAGE 1) SHOULD BE REPORTED IN THE SPACE BELOW. REPORT ALL PROCEEDINGS, OTHER THAN THOSE REPORTED ON PAGE 1, WHICH REQUIRE THE PRESENCE OF THE JUDGE AND THE PARTIES IN THE CASE. THESE PROCEEDINGS SHOULD BE REPORTED WHETHER HELD IN COURTROOM OR CHAMBERS.

Day of the Month	28 Code for Place of Holding Court	29 Total Number of Hours	Number of Proceedings					
			30 Arraignments/Pleas	31 Sentencings	32 Motions	33 Pretrial Conferences	34 Grand Jury Proceedings	35 Other Proceedings
1								
2	2	1.0		2				
3								
4	WEEKEND							
5								
6	2	3.0						2
7	2	4.0	1		4			5
8								
9	2	1.0			2			
10								
11	WEEKEND							
12								
13	2	1.0	1					1
14								
15								
16	2	1.5			3			1
17	2	3.0						2
18	WEEKEND							

Day of the Month	28 Code for Place of Holding Court	29 Total Number of Hours	Number of Proceedings					
			30 Arraignments/Pleas	31 Sentencings	32 Motions	33 Pretrial Conferences	34 Grand Jury Proceedings	35 Other Proceedings
19	WEEKEND							
20	2	.5			1			
21	2	2.5				1		1
22								
23	2	3.0			3	1		1
24								
25	WEEKEND							
26								
27	MEMORIAL DAY OBSERVED							
28	2	3.5			3	1		
29								
30	2	4.0			7	1		2
31	2	1.0				1		

**36 TOTALS FOR EACH PLACE OF HOLDING COURT**

2	29.0	2	2	23	5	11

**MONTHLY REPORT OF TRIALS AND OTHER COURT ACTIVITY**

1 Month	2 Year
<b>MAY</b>	<b>1991</b>

3 District  
**EASTERN DISTRICT OF MICHIGAN**

4 District Code  
0 | 6 | 4 | 5

5 Judge  
**ROBERT E. DeMASCIO**

6 Judge Code  
4 | 5 | 2 | 2

FOR THE PURPOSES OF THIS REPORT A TRIAL IS DEFINED AS A CONTESTED PROCEEDING BEFORE A COURT OR JURY IN WHICH EVIDENCE IS INTRODUCED. REPORT ONLY PROCEEDINGS WHICH FALL WITHIN THIS DEFINITION IN THE SPACE BELOW. ALL OTHER PROCEEDINGS SHOULD BE REPORTED ON PAGE 2.

7 No trial activity to report (Page 1 is blank).

8 No other court activity to report (Page 2 is blank).

**PART A. TRIALS BEGINNING DURING THE REPORT MONTH.**

9	10 Docket Number			13	14	15	16	17	18	19	20
	10	11	12								
Place of Holding Court	Year	Sequence Number	Def No. (Crim Only)	Number of Criminal Defendants	Type of Case	Date Issue Joined		Date Trial Began Month/Day/Year	Total Hours in That This Month (To the Nearest 1/2 Hour)	Number of Separate Days of Trial This Month	Trial Status
						Non-Prisoner Civil Cases	Type Trial (1, 2, 8 only)				
2	91	80063	01	1	2	BENSON	5	05/07/91	0.5	1	1
2	89	72090			1	07/10/89	2	05/09/91	23.0	7	1/5
2	90	81042	01	1	2	PAGE	5	05/20/91	1.5	1	1
**bifurcated trial - Jury verdict as to liability, settled as to damages.											

- TYPE OF CASE**
- Civil
  - Criminal
  - Bankruptcy
  - Misc. (includes probation revocation)
- TYPE OF TRIAL**
- Non-Jury
  - Jury
  - Three-Judge Court
  - Preliminary Injunctions and TRO
  - All Other
  - Non-Jury Land Condemnation
  - Jury Land Condemnation
  - Summary Jury Trials
  - Sentencing Hearings (with contested issues)

- TRIAL STATUS**
- Trials Continued**
- Settled after jury selection but before introduction of evidence (only for trials reported with trial status "7" in prior month). This code is valid in Part B only.
  - Jury Selection only this month trial scheduled for later month.
  - Continued to following month.
- Trials Completed**
- Settled/Guilty Plea
  - Directed verdict
  - Hung Jury
  - Mistrial
  - Completed by court decision or jury verdict

**PART B. TRIALS CONTINUED FROM THE PREVIOUS MONTH. USE ONLY WHEN THE TRIAL WAS LAST REPORTED WITH A CODE "6" OR "7" IN THE TRIAL STATUS (BOX 20). IF THERE ARE NO TRIAL HOURS THIS MONTH, SHOW ZEROS UNDER COLUMNS 18 AND 19.**


\*Leave blank if land condemnation, prisoner, or Three-Judge Court

REFER TO STATISTICS MANUAL, VOLUME XI, CHAPTER VI, FOR DETAILED INSTRUCTIONS

PERSON COMPLETING FORM: Janice M. Hartson  
Name

226-7570  
Telephone No. Check if FTS

22 Month	23 Year
MAY	1991

**MONTHLY REPORT OF TRIALS AND OTHER COURT ACTIVITY**

24 District	25 District Code
EASTERN DISTRICT OF MICHIGAN	0 6   4   5

26 Judge	27 Judge Code
ROBERT E. DeMASCIO	4   5   2   2

ALL PROCEEDINGS INVOLVING THE PARTICIPATION OF THE JUDGE WHICH DO NOT FALL WITHIN THE DEFINITION OF A TRIAL (SHOWN ON PAGE 1) SHOULD BE REPORTED IN THE SPACE BELOW. REPORT ALL PROCEEDINGS, OTHER THAN THOSE REPORTED ON PAGE 1, WHICH REQUIRE THE PRESENCE OF THE JUDGE AND THE PARTIES IN THE CASE. THESE PROCEEDINGS SHOULD BE REPORTED WHETHER HELD IN COURTROOM OR CHAMBERS.

Day of the Month	Number of Proceedings								
	28	29	30-35						
	Code for Place of Holding Court	Total Number of Hours	Arraignments/ Pleas	Sentencings	Motions	Pretrial Conferences	Grand Jury Proceedings	Other Proceedings	
1	Judge sitting in								
2	Pittsburgh.								
3	SATURDAY								
4	SUNDAY								
5	2	2.5							2
6									
7									
8									
9	2	1.5		3	7				1
10	2	0.5			1				
11	SATURDAY								
12	SUNDAY								
13	2	0.5	1						
14									
15									
16	2	1.0				1			
17	2	1.5							1
18	SATURDAY								

Day of the Month	Number of Proceedings								
	28	29	30-35						
	Code for Place of Holding Court	Total Number of Hours	Arraignments/ Pleas	Sentencings	Motions	Pretrial Conferences	Grand Jury Proceedings	Other Proceedings	
19	SUNDAY								
20	2	0.5	1						
21	2	0.5							1
22									
23	2	2.5	1	4					2
24	2	0.5			1				
25	SATURDAY								
26	SUNDAY								
27	MEMORIAL DAY COURT CLOSED								
28									
29									
30	2	2.0	2	4					1
31	2	1.0	1		1	1			

**36 TOTALS FOR EACH PLACE OF HOLDING COURT**

2	14.5	6	11	10	2	8





22 Month	23 Year
5	91

**MONTHLY REPORT OF TRIALS AND OTHER COURT ACTIVITY**

24 District <b>EASTERN</b>	25 District Code 0   6   4   5	26 Judge <b>JAMES HARVEY</b>	27 Judge Code 4   5   2   4
-------------------------------	-----------------------------------	---------------------------------	--------------------------------

ALL PROCEEDINGS INVOLVING THE PARTICIPATION OF THE JUDGE WHICH DO NOT FALL WITHIN THE DEFINITION OF A TRIAL (SHOWN ON PAGE 1) SHOULD BE REPORTED IN THE SPACE BELOW. REPORT ALL PROCEEDINGS, OTHER THAN THOSE REPORTED ON PAGE 1, WHICH REQUIRE THE PRESENCE OF THE JUDGE AND THE PARTIES IN THE CASE. THESE PROCEEDINGS SHOULD BE REPORTED WHETHER HELD IN COURTROOM OR CHAMBERS.

Day of the Month	28 Code for Place of Holding Court	29 Total Number of Hours	Number of Proceedings						
			30 Arraignments/Pleas	31 Sentencings	32 Motions	33 Prelim Conferences	34 Grand Jury Proceedings	35 Other Proceedings	
1									
2									
3									
4									
5									
6									
7									
8									
9									
10									
11									
12									
13									
14									
15									
16									
17									
18									
19									
20									
21									
22									
23	3	4.0						4	
24									
25									
26									
27									
28									
29									
30									
31									

**36 TOTALS FOR EACH PLACE OF HOLDING COURT**

3	4.0				4	







22 Month	23 Year
05	91

**MONTHLY REPORT OF TRIALS AND OTHER COURT ACTIVITY**

24 District	EASTERN DISTRICT OF MICHIGAN, SOUTHERN DIV.	25 District Code	0	6	4	5
-------------	---	------------------	---	---	---	---

26 Judge	HONORABLE STEWART A. NEWBLATT	27 Judge Code	4	5	2	9
----------	-------------------------------	---------------	---	---	---	---

ALL PROCEEDINGS INVOLVING THE PARTICIPATION OF THE JUDGE WHICH DO NOT FALL WITHIN THE DEFINITION OF A TRIAL (SHOWN ON PAGE 1) SHOULD BE REPORTED IN THE SPACE BELOW. REPORT ALL PROCEEDINGS, OTHER THAN THOSE REPORTED ON PAGE 1, WHICH REQUIRE THE PRESENCE OF THE JUDGE AND THE PARTIES IN THE CASE. THESE PROCEEDINGS SHOULD BE REPORTED WHETHER HELD IN COURTROOM OR CHAMBERS.

Day of the Month	28 Code for Place of Holding Court	29 Total Number of Hours	Number of Proceedings					
			30 Arraignments/Pleas	31 Sentencings	32 Motions	33 Pretrial Conferences	34 Grand Jury Proceedings	35 Other Proceedings
1								
2								
3								
4								
5								
6								
7		Judge Newblatt Off						
8	4	1.5	1		1	1		
9	4	1.5				2		1
10	4	1.0		2		1		
11								
12								
13	4	3.5	1	1	1	4		
14	Judge Newblatt off May 14, 1991 through May 17, 1991							
15								
16								
17								
18								

Day of the Month	28 Code for Place of Holding Court	29 Total Number of Hours	Number of Proceedings						
			30 Arraignments/Pleas	31 Sentencings	32 Motions	33 Pretrial Conferences	34 Grand Jury Proceedings	35 Other Proceedings	
19									
20	4	4.5	2		2	3			
21	4	3.5		2	1			1	
22									
23	4	4.0			1	4		1	
24	4	1.0	1			1			
25									
26									
27	Holiday								
28	4	2.0		1	1	3			
29	4	2.0		3		1			
30	4	4.5	4			3			
31	Judge Newblatt Off								

**36 TOTALS FOR EACH PLACE OF HOLDING COURT**

4	29.0	9	9	7	23	0	3

# MONTHLY REPORT OF TRIALS AND OTHER COURT ACTIVITY

1 Month 2 Year

05 91

3 District <b>ED/MICHIGAN</b>	4 District Code <b>0 6 4 5</b>	5 Judge <b>AVERN COHN</b>	6 Judge Code <b>4 5 3 0</b>
----------------------------------	-----------------------------------	------------------------------	--------------------------------

FOR THE PURPOSES OF THIS REPORT A TRIAL IS DEFINED AS A CONTESTED PROCEEDING BEFORE A COURT OR JURY IN WHICH EVIDENCE IS INTRODUCED. REPORT ONLY PROCEEDINGS WHICH FALL WITHIN THIS DEFINITION IN THE SPACE BELOW. ALL OTHER PROCEEDINGS SHOULD BE REPORTED ON PAGE 2.

7 No trial activity to report (Page 1 is blank). <input type="checkbox"/>	8 No other court activity to report (Page 2 is blank). <input type="checkbox"/>
---	---

PART A. TRIALS BEGINNING DURING THE REPORT MONTH.											
Place of Holding Court	Docket Number			Number of Criminal Defendants	Type of Case	Date Issue Joined Non-Prisoner Civil Cases Type Trial 1-2-9 only Month/Day/Year	Type of Trial	Date Trial Began Month/Day/Year	Total Hours in Trial This Month (to the Nearest .5 Hour)	Number of Separate Days of Trial This Month	Trial Status
	Year	Sequence Number	Def No Crim Only								
	10	11	12								
2	90	80297	01	1	2		5	5/15/91	1.5	1	1
2	89	71512			1	5/12/89	2	5/20/91	30.5	7	1
2	90	71756			1	6/21/90	2	5/22/91	6.0	1	1
2	89	71740			1	6/6/89	2	5/31/91	4.0	1	6
<b>PART B. TRIALS CONTINUED FROM THE PREVIOUS MONTH. USE ONLY WHEN THE TRIAL WAS LAST REPORTED WITH A CODE "6" OR "7" IN THE TRIAL STATUS (BOX 20). IF THERE ARE NO TRIAL HOURS THIS MONTH, SHOW ZEROS UNDER COLUMNS 18 AND 19.</b>											
2	89	70632			1				22.5	5	1

- TYPE OF CASE**
- 1 Civil
  - 2 Criminal
  - 3 Bankruptcy
  - 4 Misc includes probation revocation
- TYPE OF TRIAL**
- 1 Non-Jury
  - 2 Jury
  - 3 Three-Judge Court
  - 4 Preliminary Injunctions and TRO
  - 5 All Other
  - 6 Non-Jury Land Condemnation
  - 7 Jury Land Condemnation
  - 8 Summary Jury Trials
  - 9 Sentencing hearings with contested issues
- TRIAL STATUS**
- Trials Continued**
- 6 Settled after jury selection but before introduction of evidence (only for trials reported with trial status "6" in prior month). This code is valid in Part B only.
  - 7 Jury Selection only this month; trial scheduled for later month.
  - 6 Continued to following month.
- Trials Completed**
- 5 Settled Guilty Plea
  - 4 Directed Verdict
  - 3 Hung Jury
  - 2 Mistrial
  - 1 Completed by court decision or jury verdict

\*Leave blank if land condemnation, prisoner, or Three-Judge Court

**REFER TO STATISTICS MANUAL, VOLUME XI, CHAPTER VI, FOR DETAILED INSTRUCTIONS**

PERSON COMPLETING FORM	<b>JUDY M. CASSADY</b>	<b>226-3980</b>	Check if FTS <input checked="" type="checkbox"/>
	Name	Telephone No.	

Mail completed form to: Administrative Office of the U.S. Courts, Statistical Analysis & Reports Division, ATTN: JS-10, Washington, DC 20544

22 Month	23 Year
05	91

**MONTHLY REPORT OF TRIALS AND OTHER COURT ACTIVITY**

24 District	25 District Code
ED/MICHIGAN	0   6   4   5

26 Judge	27 Judge Code
AVERN COHN	4   5   3   0

ALL PROCEEDINGS INVOLVING THE PARTICIPATION OF THE JUDGE WHICH DO NOT FALL WITHIN THE DEFINITION OF A TRIAL (SHOWN ON PAGE 1) SHOULD BE REPORTED IN THE SPACE BELOW. REPORT ALL PROCEEDINGS, OTHER THAN THOSE REPORTED ON PAGE 1 WHICH REQUIRE THE PRESENCE OF THE JUDGE AND THE PARTIES IN THE CASE. THESE PROCEEDINGS SHOULD BE REPORTED WHETHER HELD IN COURTROOM OR CHAMBERS.

Day of the Month	Number of Proceedings							
	28	29	30	31	32	33	34	35
Code for Place of Holding Court	Total Number of Hours	Arrangements/ Pleas	Sentencings	Motions	Pretrial Conferences	Grand Jury Proceedings	Other Proceedings	
1								
2								
3								
4								
5								
6	2	1.5			2	2		
7	2	2.0			2	10		
8								
9								
10	2	1.0		1		2		
11								
12								
13	2	2.0			11			
14	2	1.5		1	1	6		
15	2	1.5			2			
16	2	2.0	2		1	2		
17								
18								

Day of the Month	Number of Proceedings							
	28	29	30	31	32	33	34	35
Code for Place of Holding Court	Total Number of Hours	Arrangements/ Pleas	Sentencings	Motions	Pretrial Conferences	Grand Jury Proceedings	Other Proceedings	
19								
20	2	1.5			6			
21	2	2.0				7		
22								
23	2	1.0			1			
24								
25								
26								
27								
28	5	2.0			1			
29	2	2.0	2		8			
30	2	1.5	1	2	1			
31	2	1.0			2			

**36 TOTALS FOR EACH PLACE OF HOLDING COURT**

2	20.5	5	4	37	29	0	0
5	2.0	0	0	1	0	0	0

# MONTHLY REPORT OF TRIALS AND OTHER COURT ACTIVITY

1 Month	2 Year
05	1991

3 District EASTERN DISTRICT OF MICHIGAN	4 District Code 0 6 4 5
--	----------------------------

5 Judge ANNA DIGGS TAYLOR	6 Judge Code 4 5 3 1
------------------------------	-------------------------

FOR THE PURPOSES OF THIS REPORT A TRIAL IS DEFINED AS A CONTESTED PROCEEDING BEFORE A COURT OR JURY IN WHICH EVIDENCE IS INTRODUCED. REPORT ONLY PROCEEDINGS WHICH FALL WITHIN THIS DEFINITION IN THE SPACE BELOW. ALL OTHER PROCEEDINGS SHOULD BE REPORTED ON PAGE 2.

7 No trial activity to report (Page 1 is blank).

8 No other court activity to report (Page 2 is blank).

## PART A. TRIALS BEGINNING DURING THE REPORT MONTH.

9 Place of Holding Court	10 Docket Number			13 Number of Criminal Defendants	14 Type of Case	15 Date Issue Joined Non-Prisoner Civil Cases Type That "1 2, 8 only" Month/Day/Year	16 Type of Trial	17 Date That Began Month/Day/Year	18 Total Hours in Trial This Month (To the Nearest 1/4 Hour)	19 Number of Separate Days of Trial This Month	20 Trial Status
	10	11	12								
	Year	Sequence Number	Def No. (Crim Only)								
2	91	80124	1	1	2	Turner	5	5/20/91	2.0	2	1
2	91	80124	1	1	2	Turner	2	5/28/91	9.0	2	6

- TYPE OF CASE**
- Civil
  - Criminal
  - Bankruptcy
  - Misc. (includes probation revocation)

- TYPE OF TRIAL**
- Non-Jury
  - Jury
  - Three-Judge Court
  - Preliminary Injunctions and TRO
  - All Other
  - Non-Jury Land Condemnation
  - Jury Land Condemnation
  - Summary Jury Trials
  - Sentencing Hearings (with contested issues)

- TRIAL STATUS**
- Trials Continued**
- Settled after jury selection but before introduction of evidence (only for trials reported with trial status "7" in prior month). This code is valid in Part B only.
  - Jury Selection only this month (trial scheduled for later month).
  - Continued to following month.

- Trials Completed**
- Settled Guilty Plea
  - Directed Verdict
  - Hung Jury
  - Mistrial
  - Completed by court decision or jury verdict

## PART B. TRIALS CONTINUED FROM THE PREVIOUS MONTH. USE ONLY WHEN THE TRIAL WAS LAST REPORTED WITH A CODE "6" OR "7" IN THE TRIAL STATUS (BOX 20). IF THERE ARE NO TRIAL HOURS THIS MONTH, SHOW ZEROS UNDER COLUMNS 18 AND 19.

2	90	71391	1	1	1				11.0	2	1
2	89	72953			1				1.5	1	1

\*Leave blank if land condemnation, prisoner, or Three-Judge Court

REFER TO STATISTICS MANUAL, VOLUME XI, CHAPTER VI, FOR DETAILED INSTRUCTIONS

PERSON COMPLETING FORM Sherry A. Stamps

226-3433 Telephone No.  Check if FTS







22 Month	23 Year
MAY	1991

**MONTHLY REPORT OF TRIALS AND OTHER COURT ACTIVITY**

24 District <b>EASTERN/MICHIGAN</b>	25 District Code <b>0 6 4 5</b>
--	------------------------------------

26 Judge <b>HORACE W. GILMORE</b>	27 Judge Code <b>4 5 3 2</b>
--------------------------------------	---------------------------------

ALL PROCEEDINGS INVOLVING THE PARTICIPATION OF THE JUDGE WHICH DO NOT FALL WITHIN THE DEFINITION OF A TRIAL (SHOWN ON PAGE 1) SHOULD BE REPORTED IN THE SPACE BELOW. REPORT ALL PROCEEDINGS, OTHER THAN THOSE REPORTED ON PAGE 1, WHICH REQUIRE THE PRESENCE OF THE JUDGE AND THE PARTIES IN THE CASE. THESE PROCEEDINGS SHOULD BE REPORTED WHETHER HELD IN COURTROOM OR CHAMBERS.

Day of the Month	28 Code for Place of Holding Court	29 Total Number of Hours	Number of Proceedings						
			30 Arraignments/Pleas	31 Sentencings	32 Motions	33 Pretrial Conferences	34 Grand Jury Proceedings	35 Other Proceedings	
1	2	1.0	1			6			
2	2	1.5			6				
3	2	1.5	1		1				
4									
5									
6									
7	2	1.0		1		1		1	
8	2	1.0				4			
9	2	1.5			5				
10									
11									
12									
13	2	.5		1					
14	2	1.0				4		1	
15									
16	2	2.0			7				
17	2	.5	1						
18									

Day of the Month	28 Code for Place of Holding Court	29 Total Number of Hours	Number of Proceedings						
			30 Arraignments/Pleas	31 Sentencings	32 Motions	33 Pretrial Conferences	34 Grand Jury Proceedings	35 Other Proceedings	
19									
20									
21	2	.5					3		
22	2	1.0			1	1			
23	2	1.5			4				
24									
25									
26									
27									
28	2	.5					4		
29	2	1.0			1	3			
30	2	1.5			2				
31									

**36 TOTALS FOR EACH PLACE OF HOLDING COURT**

<b>2</b>	<b>17.5</b>	<b>3</b>	<b>2</b>	<b>27</b>	<b>26</b>	<b>0</b>	<b>2</b>

# ANNUAL REPORT OF TRIALS AND OTHER COURT ACTIVITY

1 Month 2 Year  
 May 1991

STATE OF MICHIGAN  
 4 District Code  
 0 | 6 | 4 | 5

5 Judge  
 GEORGE E. WOODS

6 Judge Code  
 4 | 5 | 3 | 3

DEFINITION OF THIS REPORT: A TRIAL IS DEFINED AS A CONTESTED PROCEEDING BEFORE A COURT OR JURY IN WHICH EVIDENCE IS INTRODUCED. ONLY PROCEEDINGS WHICH FALL WITHIN THIS DEFINITION IN THE SPACE BELOW. ALL OTHER PROCEEDINGS SHOULD BE REPORTED ELSEWHERE.

Activity to report (Page 1 is blank)

8 No other court activity to report (Page 2 is blank)

## TRIALS BEGINNING DURING THE REPORT MONTH.

Docket Number	13	14	15	16	17	18	19	20	
Sequence Number	Def No (Crim Only)	Number of Criminal Defendants	Type of Case	Date Issue Joined (Non-Prisoner Civil Cases Type Trial Only) Month Day Year	Type of Trial	Date Trial Began (Month/Day/Year)	Total Hours in Trial This Month (To the Nearest Hour)	Number of Separate Days of Trial This Month	Trial Status
75066	-	-	1	2/27/89	2	5/13/91	13.5	3	1
71525	CONSOLIDATED FOR TRIAL								
1057	-	-	1	6/12/90	2	5/20/91	42.5	8	6
<b>TOTAL</b>							<b>56.0</b>		

## TYPE OF CASE

- 1 Civil
- 2 Criminal
- 3 Bankruptcy
- 4 Misc. includes probation revocation

## TYPE OF TRIAL

- 1 Non-Jury
- 2 Jury
- 3 Three-Judge Court
- 4 Preliminary Injunctions and TRO
- 5 All Other
- 6 Non-Jury Land Condemnation
- 7 Jury Land Condemnation
- 8 Summary Jury Trials
- 9 Sentencing hearings with contested issues

## TRIAL STATUS

- Trials Continued**
- 8 Settled after jury selection but before introduction of evidence (only for trials reported with trial status "7" in prior month. This code is a Part B only.)
  - 7 Jury Selection only this month (trial scheduled for later month)
  - 6 Continued in following month
- Trials Completed**
- 5 Settled Jury Plea
  - 4 Directed Verdict
  - 3 Hung Jury
  - 2 Mistrial
  - 1 Completed court case (jury verdict)

CONTINUED FROM THE PREVIOUS MONTH. USE ONLY WHEN THE TRIAL WAS LAST REPORTED WITH A CODE "6" OR "7" IN THE TRIAL STATUS (BOX 20). IF THERE ARE NO TRIALS CONTINUED THIS MONTH, SHOW ZEROS UNDER COLUMNS 18 AND 19.

Prisoner, non-prisoner, or Three-Judge Court

REFER TO STATISTICS MANUAL, VOLUME XI, CHAPTER VI, FOR DETAILED INSTRUCTIONS

JRI  
 Roseann Henson  
 Name

226-2407  
 Telephone No

Check  
 1991

22 Month	23 Year
May	1991

**MONTHLY REPORT OF TRIALS AND OTHER COURT ACTIVITY**

24 District Eastern/Michigan	25 District Code 0   6   4   5	26 Judge George E. Woods	27 Judge Code 4   5   3   3
---------------------------------	-----------------------------------	-----------------------------	--------------------------------

ALL PROCEEDINGS INVOLVING THE PARTICIPATION OF THE JUDGE WHICH DO NOT FALL WITHIN THE DEFINITION OF A TRIAL (SHOWN ON PAGE 1) SHOULD BE REPORTED IN THE SPACE BELOW REPORT ALL PROCEEDINGS, OTHER THAN THOSE REPORTED ON PAGE 1, WHICH REQUIRE THE PRESENCE OF THE JUDGE AND THE PARTIES IN THE CASE. THESE PROCEEDINGS SHOULD BE REPORTED WHETHER HELD IN COURTROOM OR CHAMBERS.

Day of the Month	Number of Proceedings							
	28	29	30	31	32	33	34	35
Code for Place of Holding Court	Total Number of Hours	Arrangements/ Pleas	Sentencings	Motions	Pretrial Conferences	Grand Jury Proceedings	Other Proceedings	
1								
2	2	2.0			2			
3								
4	WEEKEND							
5								
6								
7	2	1.5		4				
8								
9	2	2.0			3			
10								
11	WEEKEND							
12								
13	2	1.5		1	1			
14	2	1.5	1	3				
15								
16	2	.5			1			
17								

Day of the Month	Number of Proceedings							
	28	29	30	31	32	33	34	35
Code for Place of Holding Court	Total Number of Hours	Arrangements/ Pleas	Sentencings	Motions	Pretrial Conferences	Grand Jury Proceedings	Other Proceedings	
19	Sunday							
20	2	2.0			3			
21	2	.5				1		
22								
23	2	1.0			1			
24	2	1.0	2					
25	WEEKEND							
26								
27	Holiday							
28	2	2.0	5					
29	2	.5	1					
30	2	3.5			2			
31								

**36 TOTALS FOR EACH PLACE OF HOLDING COURT**

2	19.5	9	8	13	1	--	--



22 Month	23 Year
05	91

**MONTHLY REPORT OF TRIALS AND OTHER COURT ACTIVITY**

24 District Eastern District of MI	25 District Code 0   6   4   5	26 Judge George La Plata	27 Judge Code 4   5   3   5
---------------------------------------	-----------------------------------	-----------------------------	--------------------------------

ALL PROCEEDINGS INVOLVING THE PARTICIPATION OF THE JUDGE WHICH DO NOT FALL WITHIN THE DEFINITION OF A TRIAL (SHOWN ON PAGE 1) SHOULD BE REPORTED IN THE SPACE BELOW. REPORT ALL PROCEEDINGS, OTHER THAN THOSE REPORTED ON PAGE 1, WHICH REQUIRE THE PRESENCE OF THE JUDGE AND THE PARTIES IN THE CASE. THESE PROCEEDINGS SHOULD BE REPORTED WHETHER HELD IN COURTROOM OR CHAMBERS.

Day of the Month	28 Code for Place of Holding Court	29 Total Number of Hours	Number of Proceedings					
			30 Arrangements/Pleas	31 Sentencings	32 Motions	33 Pretrial Conferences	34 Grand Jury Proceedings	35 Other Proceedings
1	5	4.0	2	3	2			
2	5	.5	1					
3	5	3.5			3			
4			WEEKEND					
5			WEEKEND					
6	5	1.0			1			
7	5	.5				1		
8	5	2.0			4			
9	5	1.0		3	1			
10	5	3.0			6			
11			WEEKEND					
12			WEEKEND					
13	5	1.0	4	4	1			
14	5	1.5		1	1			
15	5	1.0			2			
16	5	2.0			2			
17	5	3.0			4			
18			WEEKEND					

Day of the Month	28 Code for Place of Holding Court	29 Total Number of Hours	Number of Proceedings					
			30 Arrangements/Pleas	31 Sentencings	32 Motions	33 Pretrial Conferences	34 Grand Jury Proceedings	35 Other Proceedings
19			WEEKEND					
20	5	1.5			1			
21	5	1.0			2			
22	5	2.0			3			
23	5	3.0			3			
24	5	.5	1					
25			WEEKEND					
26			WEEKEND					
27			HOLIDAY					
28	5	3.0			3			
29	5	2.0			2			
30	5	.5					1	
31	5	3.5			3			

**38 TOTALS FOR EACH PLACE OF HOLDING COURT**

5	41.0	8	11	44	2	-	-

# MONTHLY REPORT OF TRIALS AND OTHER COURT ACTIVITY

1 Month	2 Year
5	91

3 District <b>EASTERN DISTRICT OF MI.</b>	4 District Code 0   6   4   5
--	----------------------------------

5 Judge <b>LAWRENCE P. ZATKOFF</b>	6 Judge Code 4   5   3   6
---------------------------------------	-------------------------------

FOR THE PURPOSES OF THIS REPORT A TRIAL IS DEFINED AS A CONTESTED PROCEEDING BEFORE A COURT OR JURY IN WHICH EVIDENCE IS INTRODUCED. REPORT ONLY PROCEEDINGS WHICH FALL WITHIN THIS DEFINITION IN THE SPACE BELOW. ALL OTHER PROCEEDINGS SHOULD BE REPORTED ON PAGE 2.

7 No trial activity to report (Page 1 is blank).

8 No other court activity to report (Page 2 is blank).

## PART A. TRIALS BEGINNING DURING THE REPORT MONTH.

9 Place of Holding Court	Docket Number			13 Number of Criminal Defendants	14 Type of Case	15 Date Issue Joined Non-Prisoner Civil Cases Type Trial 1 2 8 only)* Month/Day/Year	16 Type of Trial	17 Date Trial Began Month/Day/Year	18 Total Hours in Trial This Month (To the Nearest 1/2 Hour)	19 Number of Separate Days of Trial This Month	20 Trial Status
	10 Year	11 Sequence Number	12 Def No (Crim. Only)								
	2	87	74771								
2	90	20088	1	4	2		2	5/16/91	24.5	4	1

- TYPE OF CASE**
- 1 Civil
  - 2 Criminal
  - 3 Bankruptcy
  - 4 Misc. (includes probation revocation)

- TYPE OF TRIAL**
- 1 Non-Jury
  - 2 Jury
  - 3 Three-Judge Court
  - 4 Preliminary Injunctions and TRO
  - 5 All Other
  - 6 Non-Jury Land Condemnation
  - 7 Jury Land Condemnation
  - 8 Summary Jury Trials
  - 9 Sentencing Hearings (with contested issues)

- TRIAL STATUS**
- Trials Continued**
- 8 Settled after jury selection but before introduction of evidence (only for trials reported with trial status "7" in prior month) This code is valid in Part B only
  - 7 Jury Selection only this month trial scheduled for later month
  - 6 Continued to following month

- Trials Completed**
- 5 Settled/Guilty Plea
  - 4 Directed Verdict
  - 3 Hung Jury
  - 2 Mistrial
  - 1 Completed by court decision or jury verdict

## PART B. TRIALS CONTINUED FROM THE PREVIOUS MONTH. USE ONLY WHEN THE TRIAL WAS LAST REPORTED WITH A CODE "6" OR "7" IN THE TRIAL STATUS (BOX 20). IF THERE ARE NO TRIAL HOURS THIS MONTH, SHOW ZEROS UNDER COLUMNS 18 AND 19.


\*Leave blank if land condemnation, prisoner, or Three-Judge Court

REFER TO STATISTICS MANUAL, VOLUME XI, CHAPTER VI, FOR DETAILED INSTRUCTIONS

PERSON COMPLETING FORM **Bernadette M. Thebolt**

Name

**226-3714** Check if FTS

Telephone No.



22 Month	23 Year
5	91

**MONTHLY REPORT OF TRIALS AND OTHER COURT ACTIVITY**

24 District E/D OF MICHIGAN	25 District Code 0   6   4   5
--------------------------------	-----------------------------------

26 Judge LAWRENCE P. ZATKOFF	27 Judge Code 4   5   3   6
---------------------------------	--------------------------------

ALL PROCEEDINGS INVOLVING THE PARTICIPATION OF THE JUDGE WHICH DO NOT FALL WITHIN THE DEFINITION OF A TRIAL (SHOWN ON PAGE 1) SHOULD BE REPORTED IN THE SPACE BELOW. REPORT ALL PROCEEDINGS, OTHER THAN THOSE REPORTED ON PAGE 1, WHICH REQUIRE THE PRESENCE OF THE JUDGE AND THE PARTIES IN THE CASE. THESE PROCEEDINGS SHOULD BE REPORTED WHETHER HELD IN COURTROOM OR CHAMBERS.

Day of the Month	28 Code for Place of Holding Court	29 Total Number of Hours	Number of Proceedings					35 Other Proceedings
			30 Arraignments/Pleas	31 Sentencings	32 Motions	33 Pretrial Conferences	34 Grand Jury Proceedings	
1	2	.5				2		
2	2	1.5		3			1	
3								
4								
WEEKEND								
5								
6	2	.5				1		
7								
8	2	.5				1		
9	2	.5	1					
10								
11								
WEEKEND								
12								
13	2	1.0				2		
14	2	1.0			1	1		
15								
16	2	3.0		1	1	1		
17								
18								

Day of the Month	28 Code for Place of Holding Court	29 Total Number of Hours	Number of Proceedings					35 Other Proceedings
			30 Arraignments/Pleas	31 Sentencings	32 Motions	33 Pretrial Conferences	34 Grand Jury Proceedings	
19								
20	2					5		
21	2	1.0			1			
22								
23								
24								
JUDGE OUT OF TOWN								
MAY 23 - 31, 1991								
25								
26								
27								
28								
29								
30								
31								

**36 TOTALS FOR EACH PLACE OF HOLDING COURT**

2	9.5	1	4	2	13	-	1

**MONTHLY REPORT OF TRIALS AND OTHER COURT ACTIVITY**

1 Month	2 Year
05	91

3 District  
**EASTERN DISTRICT OF MICH**

4 District Code  
0 | 6 | 4 | 5

5 Judge  
**BARBARA K. HACKETT**

6 Judge Code  
4 | 5 | 3 | 7

FOR THE PURPOSES OF THIS REPORT A TRIAL IS DEFINED AS A CONTESTED PROCEEDING BEFORE A COURT OR JURY IN WHICH EVIDENCE IS INTRODUCED. REPORT ONLY PROCEEDINGS WHICH FALL WITHIN THIS DEFINITION IN THE SPACE BELOW. ALL OTHER PROCEEDINGS SHOULD BE REPORTED ON PAGE 2.

7 No trial activity to report (Page 1 is blank).

8 No other court activity to report (Page 2 is blank).

**PART A. TRIALS BEGINNING DURING THE REPORT MONTH.**

9 Place of Holding Court	Docket Number			13 Number of Criminal Defendants	14 Type of Case	15 Date Issue Joined (Non-Prisoner Civil Cases Type Trial 1, 2, 8, only)* Month/Day/Year	16 Type of Trial	17 Date Trial Began Month/Day/Year	18 Total Hours in Trial This Month (To the Nearest 1/2 Hour)	19 Number of Separate Days of Trial This Month	20 Trial Status
	10 Year	11 Sequence Number	12 Def No (Crim Only)								
	2	91	80030								

- TYPE OF CASE**
- Civil
  - Criminal
  - Bankruptcy
  - Misc. (includes probation revocation)

- TYPE OF TRIAL**
- Non-Jury
  - Jury
  - Three-Judge Court
  - Preliminary Injunctions and TRO
  - All Other
  - Non-Jury Land Condemnation
  - Jury Land Condemnation
  - Summary Jury Trials
  - Sentencing Hearings (with contested issues)

- TRIAL STATUS**
- Trials Continued**
- Settled after jury selection but before introduction of evidence (only for trials reported with trial status "7" in prior month) This code is valid in Part B only
  - Jury Selection only this month trial scheduled for later month
  - Continued to following month

- Trials Completed**
- Settled/Guilty Plea
  - Directed Verdict
  - Hung Jury
  - Mistrial
  - Completed by court decision or jury verdict

**PART B. TRIALS CONTINUED FROM THE PREVIOUS MONTH. USE ONLY WHEN THE TRIAL WAS LAST REPORTED WITH A CODE "6" OR "7" IN THE TRIAL STATUS (BOX 20). IF THERE ARE NO TRIAL HOURS THIS MONTH, SHOW ZEROS UNDER COLUMNS 18 AND 19.**

2	90	80166	01	7	2				68.5	16	6

\*Leave blank if land condemnation, prisoner, or Three-Judge Court

REFER TO STATISTICS MANUAL, VOLUME XI, CHAPTER VI, FOR DETAILED INSTRUCTIONS

PERSON COMPLETING FORM: *LB*  
**Lillian Brooks**  
Name

226-6010  
Telephone No.  Check if FTS

22 Month	23 Year
05	91

**MONTHLY REPORT OF TRIALS AND OTHER COURT ACTIVITY**

24 District <b>EASTERN DISTRICT OF MICH</b>	25 District Code 0   6   4   5
--	-----------------------------------

26 Judge <b>BARBARA K. HACKETT</b>	27 Judge Code 4   5   3   7
---------------------------------------	--------------------------------

ALL PROCEEDINGS INVOLVING THE PARTICIPATION OF THE JUDGE WHICH DO NOT FALL WITHIN THE DEFINITION OF A TRIAL (SHOWN ON PAGE 1) SHOULD BE REPORTED IN THE SPACE BELOW. REPORT ALL PROCEEDINGS, OTHER THAN THOSE REPORTED ON PAGE 1, WHICH REQUIRE THE PRESENCE OF THE JUDGE AND THE PARTIES IN THE CASE. THESE PROCEEDINGS SHOULD BE REPORTED WHETHER HELD IN COURTROOM OR CHAMBERS.

Day of the Month	28 Code for Place of Holding Court	29 Total Number of Hours	Number of Proceedings						
			30 Arraignments/Pleas	31 Sentencings	32 Motions	33 Preltrial Conferences	34 Grand Jury Proceedings	35 Other Proceedings	
1	2	1.5			2				
2									
3									
4									
5									
6									
7	2	.5				1			
8	2	1.0	2						
9	2	.5		1					
10									
11									
12									
13	2	1.0							1
14	2	3.5				3			
15	2	2.5			4				
16	2	.5			1				
17									
18									

Day of the Month	28 Code for Place of Holding Court	29 Total Number of Hours	Number of Proceedings						
			30 Arraignments/Pleas	31 Sentencings	32 Motions	33 Preltrial Conferences	34 Grand Jury Proceedings	35 Other Proceedings	
19									
20									
21	2	1.0	1				1		
22	2	1.5			1				
23	2	2.0	1				2		
24									
25									
26									
27									
28	2	1.0					2		
29	2	3.0		1	1				
30	2	2.5		2			1		
31									

**38 TOTALS FOR EACH PLACE OF HOLDING COURT**

2	22.0	3	5	9	10	-	-

**MONTHLY REPORT OF TRIALS AND OTHER COURT ACTIVITY**

1 Month	2 Year
05	91

3 District  
**EASTERN MICHIGAN**

4 District Code  
0 | 6 | 4 | 5

5 Judge  
**PATRICK J. DUGGAN**

6 Judge Code  
4 | 5 | 3 | 8

FOR THE PURPOSES OF THIS REPORT A TRIAL IS DEFINED AS A CONTESTED PROCEEDING BEFORE A COURT OR JURY IN WHICH EVIDENCE IS INTRODUCED. REPORT ONLY PROCEEDINGS WHICH FALL WITHIN THIS DEFINITION IN THE SPACE BELOW. ALL OTHER PROCEEDINGS SHOULD BE REPORTED ON PAGE 2.

7 No trial activity to report (Page 1 is blank).

8 No other court activity to report (Page 2 is blank).

**PART A. TRIALS BEGINNING DURING THE REPORT MONTH.**

9 Place of Holding Court	10 Docket Number			13 Number of Criminal Defendants	14 Type of Case	15 Date Issue Joined (Non-Prisoner Civil Cases Type Trial 1 2 8 only) Month/Day/Year	16 Type of Trial	17 Date Trial Began Month/Day/Year	18 Total Hours in This Month (To the Nearest 1 Hour)	19 Number of Seperate Days of This Month	20 Trial Status
	11 Year	12 Sequence Number	12 Def No (Crim Only)								
2	89	3687		1		8/7/90	1	5/2/91	22	7	1
	90	1984									
2	90	0776		1		5/7/90	2	5/14/91	10	3	5

**PART B. TRIALS CONTINUED FROM THE PREVIOUS MONTH. USE ONLY WHEN THE TRIAL WAS LAST REPORTED WITH A CODE "6" OR "7" IN THE TRIAL STATUS (BOX 20). IF THERE ARE NO TRIAL HOURS THIS MONTH, SHOW ZEROS UNDER COLUMNS 18 AND 19.**


- TYPE OF CASE**
- 1 Civil
  - 2 Criminal
  - 3 Bankruptcy
  - 4 Misc (includes probation revocation)

- TYPE OF TRIAL**
- 1 Non-Jury
  - 2 Jury
  - 3 Three-Judge Court
  - 4 Preliminary Injunctions and TRO
  - 5 All Other
  - 6 Non-Jury Land Condemnation
  - 7 Jury Land Condemnation
  - 8 Summary Jury Trials
  - 9 Sentencing Hearings (with contested issues)

- TRIAL STATUS**
- Trials Continued**
- 8 Settled after jury selection but before introduction of evidence (only for trials reported with trial status "6" or "7" in prior month). This code is valid in Part B only.
  - 7 Jury Selection only this month (trial scheduled for later month).
  - 6 Continued to following month.

- Trials Completed**
- 5 Settled Guilty Plea
  - 4 Directed verdict
  - 3 Hung Jury
  - 2 Mistrial
  - 1 Completed by court order or jury verdict

\*Leave blank if land condemnation, prisoner, or Three-Judge Court

REFER TO STATISTICS MANUAL, VOLUME XI, CHAPTER VI, FOR DETAILED INSTRUCTIONS

PERSON COMPLETING FORM Marilyn Orem

226-3265  Check if FTS  X

Name Telephone No.

22 Month	23 Year
05	91

**MONTHLY REPORT OF TRIALS AND OTHER COURT ACTIVITY**

24 District  
EASTERN MICHIGAN

25 District Code  
0 | 6 | 4 | 5

26 Judge  
PATRICK J. DUGGAN

27 Judge Code  
4 | 5 | 3 | 8

ALL PROCEEDINGS INVOLVING THE PARTICIPATION OF THE JUDGE WHICH DO NOT FALL WITHIN THE DEFINITION OF A TRIAL (SHOWN ON PAGE 1) SHOULD BE REPORTED IN THE SPACE BELOW. REPORT ALL PROCEEDINGS, OTHER THAN THOSE REPORTED ON PAGE 1, WHICH REQUIRE THE PRESENCE OF THE JUDGE AND THE PARTIES IN THE CASE. THESE PROCEEDINGS SHOULD BE REPORTED WHETHER HELD IN COURTROOM OR CHAMBERS.

Day of the Month	Number of Proceedings							
	28	29	30	31	32	33	34	35
	Code for Place of Holding Court	Total Number of Hours	Arraignments/ Pleas	Sentencings	Motions	Pretrial Conferences	Grand Jury Proceedings	Other Proceedings
1	2	3	1			6		
2								
3								
4								
5								
6								
7	2	1			1			
8								
9	2	3			3			1
10								
11								
12								
13								
14	2	1	1			1		
15								
16	2	3			4	1		
17								
18								

Day of the Month	Number of Proceedings							
	28	29	30	31	32	33	34	35
	Code for Place of Holding Court	Total Number of Hours	Arraignments/ Pleas	Sentencings	Motions	Pretrial Conferences	Grand Jury Proceedings	Other Proceedings
19								
20	2	1		1	1			
21	2	.5			1			
22								
23	2	1			3			
24	2	.5				1		
25								
26								
27								
28								
29	2	2.5		3		3		
30	2	.5			1			
31								

**36 TOTALS FOR EACH PLACE OF HOLDING COURT**

2	17	2	4	14	12	0	1









22 Month	23 Year
MAY	1991

**MONTHLY REPORT OF TRIALS AND OTHER COURT ACTIVITY**

24 District EASTERN DISTRICT OF MICHIGAN	25 District Code 0 6 4 5
---	-----------------------------

26 Judge PAUL V. GADOLA	27 Judge Code 4 5 4 0
----------------------------	--------------------------

ALL PROCEEDINGS INVOLVING THE PARTICIPATION OF THE JUDGE WHICH DO NOT FALL WITHIN THE DEFINITION OF A TRIAL (SHOWN ON PAGE 1) SHOULD BE REPORTED IN THE SPACE BELOW. REPORT ALL PROCEEDINGS, OTHER THAN THOSE REPORTED ON PAGE 1, WHICH REQUIRE THE PRESENCE OF THE JUDGE AND THE PARTIES IN THE CASE. THESE PROCEEDINGS SHOULD BE REPORTED WHETHER HELD IN COURTROOM OR CHAMBERS.

Day of the Month	Number of Proceedings								
	28	29	30	31	32	33	34	35	
Code for Place of Holding Court	Total Number of Hours	Arrangements Plus	Sentencings	Motions	Prelim Conferences	Grant Jury Proceedings	Other Proceedings		
1	2	1.5			1			1	
2									
3									
4	WEEKEND								
5	WEEKEND								
6									
7	2	1.5			2			1	
8	2	1.0		1					
9									
10									
11	WEEKEND								
12	WEEKEND								
13	2	.5						1	
14	2	2.5	2		1				
15	2	1.5	2						
16	2	.5		2					
17									

Day of the Month	Number of Proceedings								
	28	29	30	31	32	33	34	35	
Code for Place of Holding Court	Total Number of Hours	Arrangements Plus	Sentencings	Motions	Prelim Conferences	Grant Jury Proceedings	Other Proceedings		
19	WEEKEND								
20									
21	2	.5					1		
22									
23	2	1.0			2				
24									
25	WEEKEND								
26	WEEKEND								
27	HOLIDAY								
28									
29	2	.5					1		
30									
31									

**38 TOTALS FOR EACH PLACE OF HOLDING COURT**

2	11.0	4	5	1	6		



22 Month	23 Year
MAY	1991

**MONTHLY REPORT OF TRIALS AND OTHER COURT ACTIVITY**

24 District EASTERN DISTRICT OF MICHIGAN	25 District Code 0   6   4   5
---	-----------------------------------

26 Judge GERALD E. ROSEN	27 Judge Code 4   5   4   1
-----------------------------	--------------------------------

ALL PROCEEDINGS INVOLVING THE PARTICIPATION OF THE JUDGE WHICH DO NOT FALL WITHIN THE DEFINITION OF A TRIAL (SHOWN ON PAGE 1) SHOULD BE REPORTED IN THE SPACE BELOW. REPORT ALL PROCEEDINGS, OTHER THAN THOSE REPORTED ON PAGE 1, WHICH REQUIRE THE PRESENCE OF THE JUDGE AND THE PARTIES IN THE CASE. THESE PROCEEDINGS SHOULD BE REPORTED WHETHER HELD IN COURTROOM OR CHAMBERS.

Day of the Month	28 Code for Place of Holding Court	29 Total Number of Hours	Number of Proceedings					35 Other Proceedings
			30 Arrangements/ Pleas	31 Sentencings	32 Motions	33 Pretrial Conferences	34 Grand Jury Proceedings	
1	2	.5		1				
2	2	1.5	2					1
3	2	5.5			2			1
4	WEEKEND							
5	WEEKEND							
6								
7	2	3.5		3				
8	2	1				1		
9	2	2			1	1		1
10	2	2.5				3		2
11	WEEKEND							
12	WEEKEND							
13	2	1	1	1				
14	2	2		1	1			
15	2	2			3			
16	2	1.5			1			
17	2	1			2			

Day of the Month	28 Code for Place of Holding Court	29 Total Number of Hours	Number of Proceedings					35 Other Proceedings
			30 Arrangements/ Pleas	31 Sentencings	32 Motions	33 Pretrial Conferences	34 Grand Jury Proceedings	
19								
20	JUDGE ROSEN ATTENDING CONFERENCE MOSCOW, RUSSIA							
21	2 WEEKS							
22								
23								
24								
25								
26								
27								
28								
29								
30								
31								

**36 TOTALS FOR EACH PLACE OF HOLDING COURT**

	23	3	6	10	5	



22 Month	23 Year
MAY	1991

**MONTHLY REPORT OF TRIALS AND OTHER COURT ACTIVITY**

24 District U.S. District Court	25 District Code 0   6   4v   5
------------------------------------	------------------------------------

26 Judge Robert H. Cleland	27 Judge Code 4   5   4   2
-------------------------------	--------------------------------

ALL PROCEEDINGS INVOLVING THE PARTICIPATION OF THE JUDGE WHICH DO NOT FALL WITHIN THE DEFINITION OF A TRIAL (SHOWN ON PAGE 1) SHOULD BE REPORTED IN THE SPACE BELOW. REPORT ALL PROCEEDINGS, OTHER THAN THOSE REPORTED ON PAGE 1, WHICH REQUIRE THE PRESENCE OF THE JUDGE AND THE PARTIES IN THE CASE. THESE PROCEEDINGS SHOULD BE REPORTED WHETHER HELD IN COURTROOM OR CHAMBERS.


Day of the Month	28 Code for Place of Holding Court	29 Total Number of Hours	Number of Proceedings						
			30 Arrangements/Pleas	31 Sentencings	32 Motions	33 Pretrial Conferences	34 Grand Jury Proceedings	35 Other Proceedings	
1	1	3.0	3	1					
2	1	4.0	5	1		2			
3	1	1.0	1						
4									
5									
6	Judges' Meeting								
7	1	2.5				5			
8	1	1.0	2			1			
9	1	1.5	3						
10									
11									
12									
13	1	2.0		1					
14	1	3.0	1		1	1			
15	1	4.0	5		1				
16	1	3.0	1		1	1			
17									
18									

Day of the Month	28 Code for Place of Holding Court	29 Total Number of Hours	Number of Proceedings						
			30 Arrangements/Pleas	31 Sentencings	32 Motions	33 Pretrial Conferences	34 Grand Jury Proceedings	35 Other Proceedings	
19									
20	1	4.0	1		3	3			
21	1	3.0			1	3			
22	1	.5				1			
23	1	.5				1			
24									
25									
26									
27	Memorial Day								
28	1	1.0				2			
29									
30	1	2.0				4			
31	1	1.0	1						

**36 TOTALS FOR EACH PLACE OF HOLDING COURT**

1	37.0	23	3	7	24	-	-

1990  
Annual Statistical Report



United States District Court  
Eastern District of Michigan

**UNITED STATES DISTRICT COURT  
EASTERN DISTRICT OF MICHIGAN**

**United States District Judges**

JULIAN ABELE COOK, JR., Chief Judge

JOHN FEIKENS, Senior  
ROBERT E. DeMASCIO, Senior  
CHARLES W. JOINER, Senior  
JAMES HARVEY, Senior  
JAMES P. CHURCHILL, Senior  
AVERN COHN  
STEWART A. NEWBLATT  
ANNA DIGGS TAYLOR  
HORACE W. GILMORE  
GEORGE E. WOODS  
GEORGE La PLATA  
LAWRENCE P. ZATKOFF  
BARBARA K. HACKETT  
PATRICK J. DUGGAN  
BERNARD A. FRIEDMAN  
PAUL V. GADOLA  
GERALD E. ROSEN  
ROBERT H. CLELAND

**United States Magistrates**

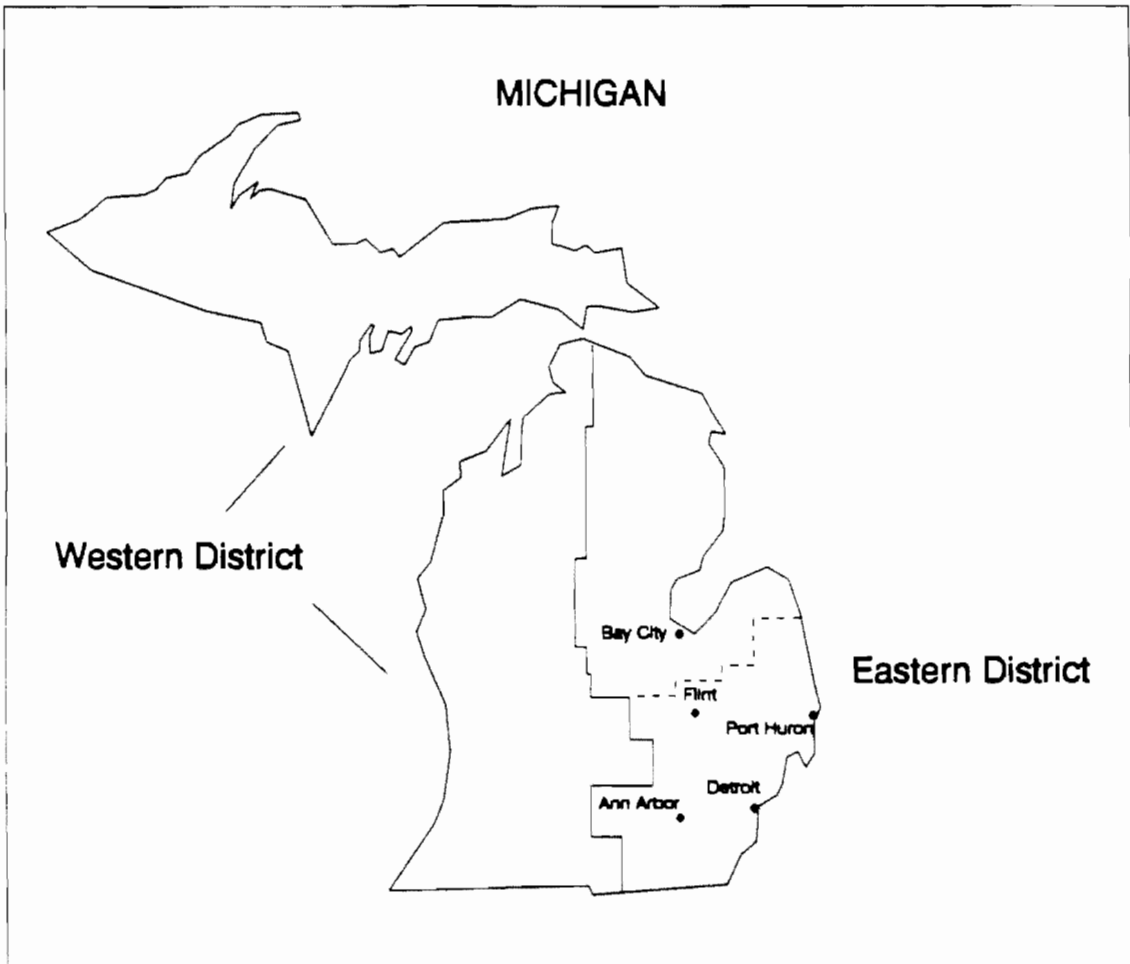
CHARLES E. BINDER  
THOMAS A. CARLSON  
MARCIA G. COOKE  
MARC L. GOLDMAN  
LYNN V. HOOE, JR.  
PAUL J. KOMIVES  
VIRGINIA M. MORGAN  
STEVEN D. PEPE

John P. Mayer  
District Court Administrator/  
Clerk of Court

David R. Sherwood  
Chief of Court Operations

The United States District Court for the Eastern District of Michigan encompasses an area stretching from the Straits of Mackinac in the north to the border with Ohio in the south. Approximately 70% of the State's population lives within the Eastern District.

The litigation in the Court is heard at the five locations which appear on the map below. By statute, the District is divided into two divisions: the Northern Division consists of 21 counties and court is held at Bay City; the Southern Division is made up of 13 counties and court is convened at Flint, Port Huron, Ann Arbor, and Detroit. Local rules adopted by the Court govern the assignment of cases, the counties from which jurors are summoned for the different court locations, and other aspects of the administrative structure of the District.





## Table of Contents

<b>I.</b>	<b>OVERVIEW</b>	<b>Page(s)</b>
	The 1990 Statistical Year	1-2
	Cases Filed, Closed and Pending (Graph)	3
<b>II.</b>	<b>CIVIL CASES</b>	
	Civil Cases Filed (Graph)	4
	Summary of Civil Cases Pending, Assigned, and Terminated	5
	Prisoner Cases Filed and Recovery Cases Filed (Graph)	6
	Civil Cases Filed by Nature of Suit (Graph)	7
	Civil Cases Filed, Jurisdiction and Origin (Graph)	8
	Civil Cases Filed, 1980 - 1990 (Graph)	9
	Civil Cases Filed in July, 1989, and Percentage Closed During the 1990 Statistical Year	10
<b>III.</b>	<b>CRIMINAL CASES</b>	
	Criminal Cases Filed and Defendants Charged (Graph)	11
	Summary of Criminal Cases Pending, Assigned, and Terminated	12
	Summary of Criminal Defendants Pending, Assigned, and Terminated	13
	Felony Cases Filed by Nature of Offense (Graph)	14
	Criminal Cases Filed, 1984 - 1990 (Graph)	15
	Criminal Defendants Charged in July, 1989 and Percentage Sentenced, Dismissed or Acquitted During the 1990 Statistical Year	16
<b>IV.</b>	<b>POINTS OF INTEREST</b>	
	Summary of Matters Referred to Magistrates	17
	Juror Usage (Graph) District Wide	18
	Juror Usage (Graph) by Jury Wheel	19
	Synopsis of Administrative Orders Entered Affecting Case Assignment Pursuant to Local Rule 38	20-21

## **Notes About The 1990 Statistical Year**

A comprehensive statistical report of judicial and administrative activity at the United States District Court for the Eastern District of Michigan follows. These statistics refer to activity between July 1, 1989 and June 30, 1990, and are supplemented with information about significant judicial or administrative developments and changes that occurred during the statistical year.

### **Judgeships**

On December 31, 1989, Judge Julian Abele Cook, Jr., became Chief Judge of the District Court succeeding Chief Judge James P. Churchill, who took senior status on the same date.

Judge Paul V. Gadola, from December 31, 1989 through March 14, 1990, was designated the judge regularly holding court in Bay City.

Judge Gerald E. Rosen, who succeeded Chief Judge Philip Pratt, was invested on March 14, 1990, and a public ceremony was held at the United States District Court in Detroit on March 30, 1990. He was designated the judge regularly holding court in Bay City for the period March 15, 1990 through June 21, 1990.

Senior Judge Ralph Freeman died on March 29, 1990, after a short illness.

On June 21, 1990, Judge Robert H. Cleland was invested at a private ceremony in Detroit, and in public ceremonies in Bay City on June 29, 1990, and in Port Huron on July 30, 1990. He was designated the judge regularly holding court in Bay City beginning June 22, 1990. Judge Cleland succeeded Judge James P. Churchill.

### **Supporting Staff**

During the past year the authorized staff levels of the Clerk's Office diminished from 102 to 98 positions as a result of a reduction in the caseload of the Court.

The former Automation Division of the Court was expanded and became the Computer Information Services Section of the Clerk's Office. The new section is responsible for all computer-based programs: central processing, personal computers, and local and wide-area communications.

The Clerk's Office hired an Administrative Analyst/ Training Coordinator to administer to the increased training needs of the Court.

## Unusual Cases

### A. Multidistrict Litigation:

- (1) MDL 742, Northwest Airlines. There were pending as of June 30, 1990, 150 personal injury or death cases and 2 recovery of hull (damages) cases arising out of the Northwest Flight 255. Eleven personal injury or death cases were settled during the statistical year. On October 12, 1989, from a panel of 174, six jurors and six alternates were chosen. Trial began on October 31, 1989, before Chief Judge Julian Abele Cook, Jr. The total number of trial days for the statistical year was 119 days. As of June 30, 1990, there were 1,519 entries in the master docket.
- (2) MDL 598, Long Distance Telecommunications, was closed on June 7, 1990.
- (3) MDL 559, DeLorean. Only one case was still pending as of the close of the statistical year.

### B. Asbestos Cases:

On July 1, 1989, there were 401 asbestos cases pending in this Court on the docket of Judge John Feikens. During the year, 78 cases were closed and 58 new cases were filed.

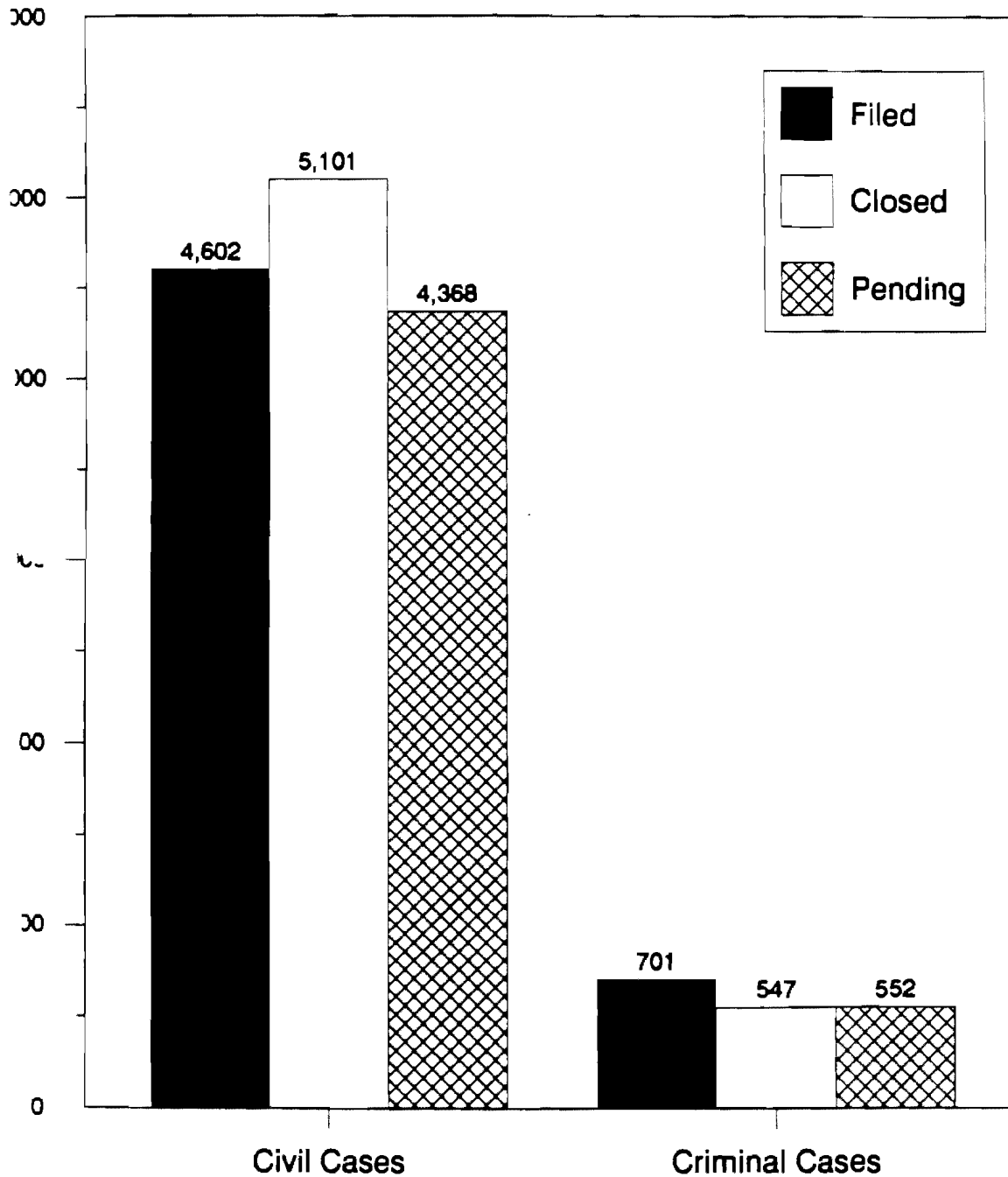
### C. Personal Injury Product Liability Cases:

All Bendectin cases pending on July 1, 1989, were closed on March 30, 1990.

# Cases Filed, Closed, & Pending

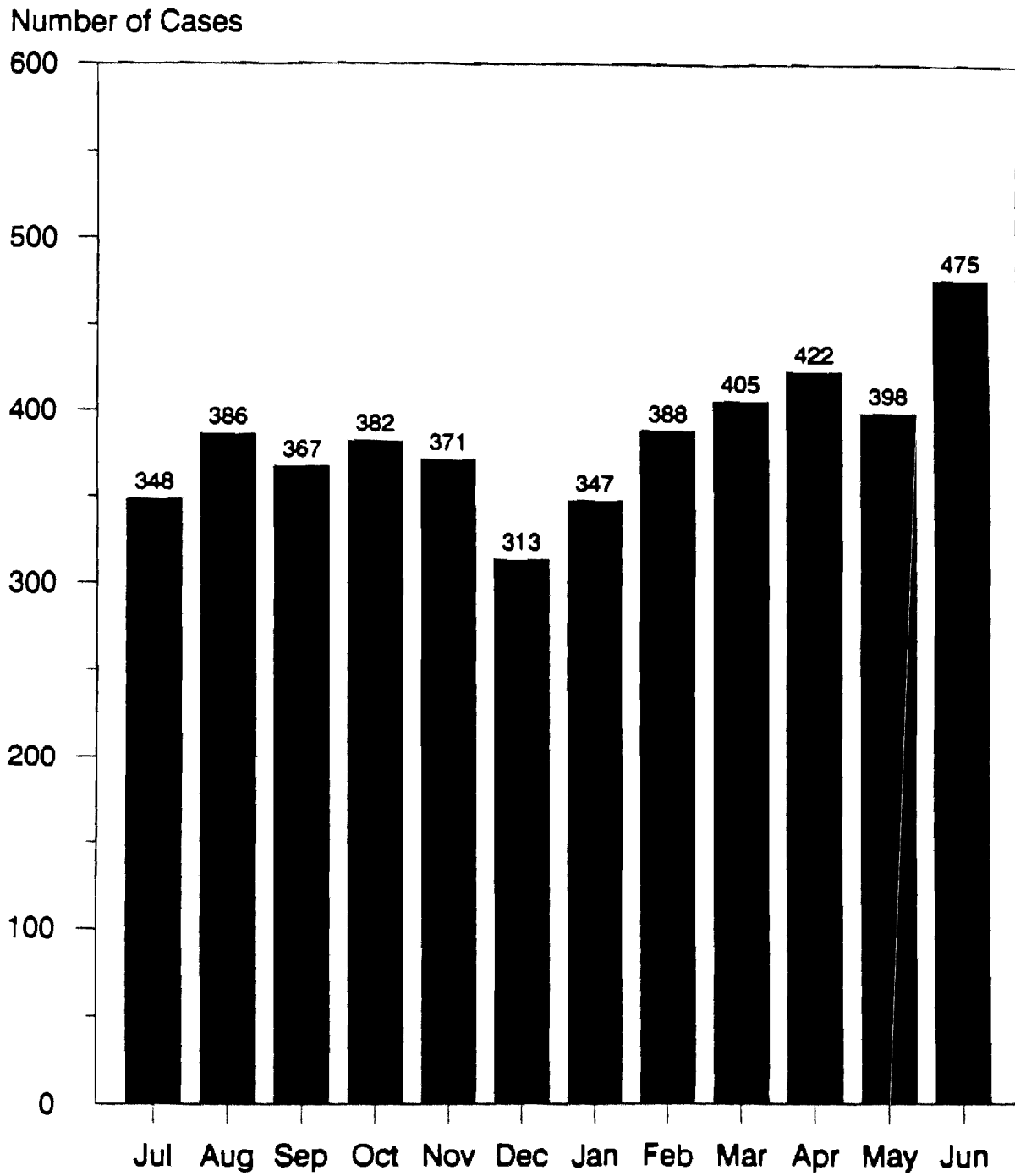
July 1, 1989 - June 30, 1990

Number of Cases



# Civil Cases Filed

July 1, 1989 - June 30, 1990



# Summary of Civil Cases

## Pending, Assigned and Terminated


July 1, 1989 - June 30, 1990

JUDGE	DIVISION	CASES	CASES	CASES	CASES	CASES	CASES	CASES
		PENDING 7/1/89	ASSIGNED	REOPENED	REASSIGNED IN	REASSIGNED OUT	TERMINATED	PENDING 6/30/90
COOK	DT	327	206	20	37	113	219	258
FREEMAN	DT	142	104	6	14	140	126	0
KEITH	DT	1	0	0	0	0	0	1
FEIKENS	DT	519	172	6	7	17	256	431
DEMASCIO	DT	128	176	7	12	14	179	130
JOINER	AA	1	0	1	1	0	1	2
HARVEY	PH	171	78	2	7	10	98	160
	BC	3	0	1	0	0	3	1
CHURCHILL	BC	336	183	7	4	242	205	83
	FL	8	42	0	9	4	19	36
NEWBLATT	FL	359	299	17	14	23	430	236
	BC	4	0	0	0	0	3	1
COHN	DT	307	308	6	38	24	315	322
TAYLOR	DT	219	299	23	32	24	294	255
GILMORE	DT	206	328	23	46	40	346	217
WOODS	DT	232	300	6	26	14	318	232
SUHRHEINRICH	DT	166	325	16	19	26	299	201
LA PLATA	AA	279	312	12	21	18	327	279
ZATKOFF	DT	250	308	12	39	27	330	252
HACKETT	DT	270	319	21	25	25	355	255
DUGGAN	DT	260	309	6	29	17	340	247
FRIEDMAN	DT	264	309	6	35	21	339	244
GADOLA	DT	226	136	6	400	279	223	266
ROSEN*	DT	0	75	0	290	249	84	32
CLELAND	BC	0	8	0	222	0	3	227
<b>TOTALS</b>		<b>4668</b>	<b>4594</b>	<b>206</b>	<b>1327</b>	<b>1327</b>	<b>5100</b>	<b>4368</b>

\*Bay City cases assigned to Judge Rozen were reassigned to Judge Cleland.  
 Judge Rozen was then added to the Detroit/Ann Arbor case assignment system.

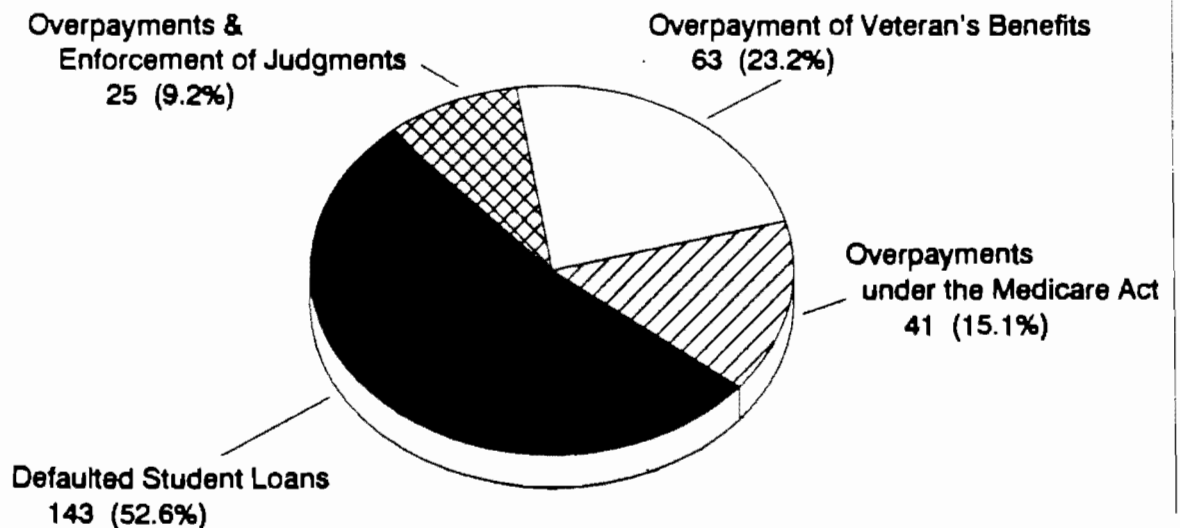
## Prisoner Cases Filed

July 1, 1989 - June 30, 1990



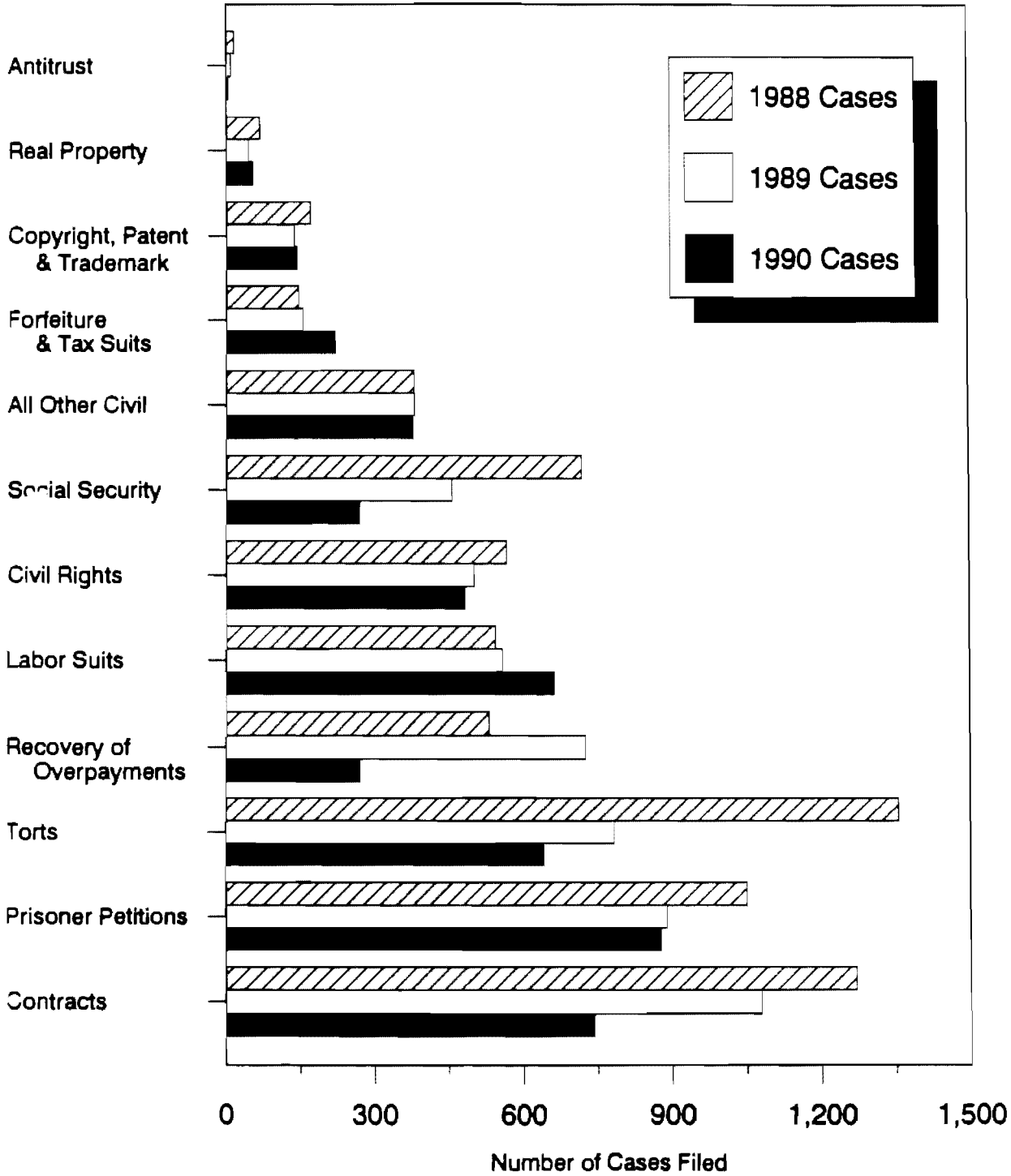
## Recovery Cases Filed

July 1, 1989 - June 30, 1990



# Civil Cases Filed by Nature of Suit

July 1, 1987 - June 30, 1990

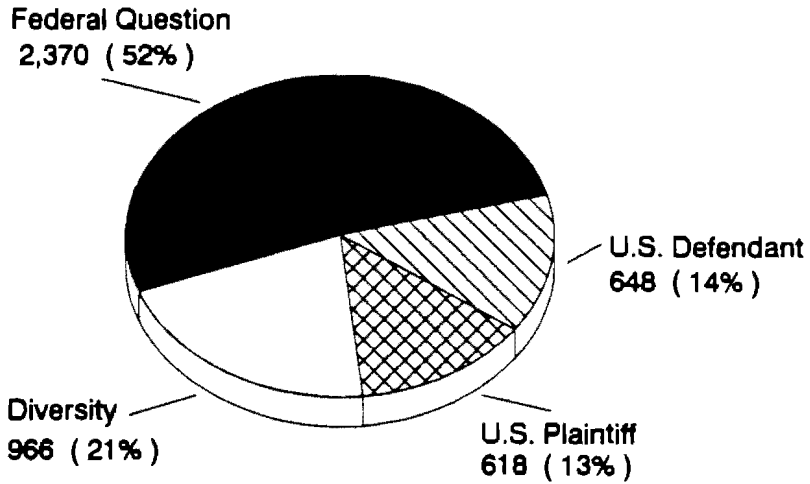




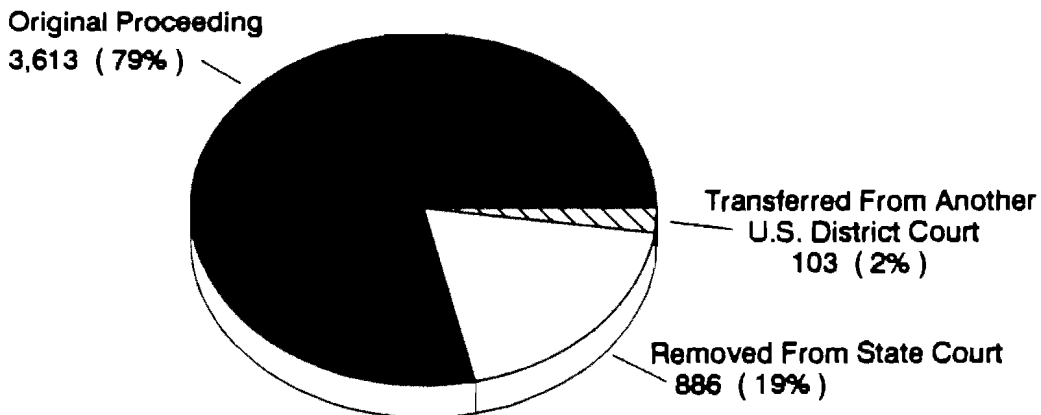
# Civil Cases Filed

July 1, 1989 - June 30, 1990

## Jurisdiction



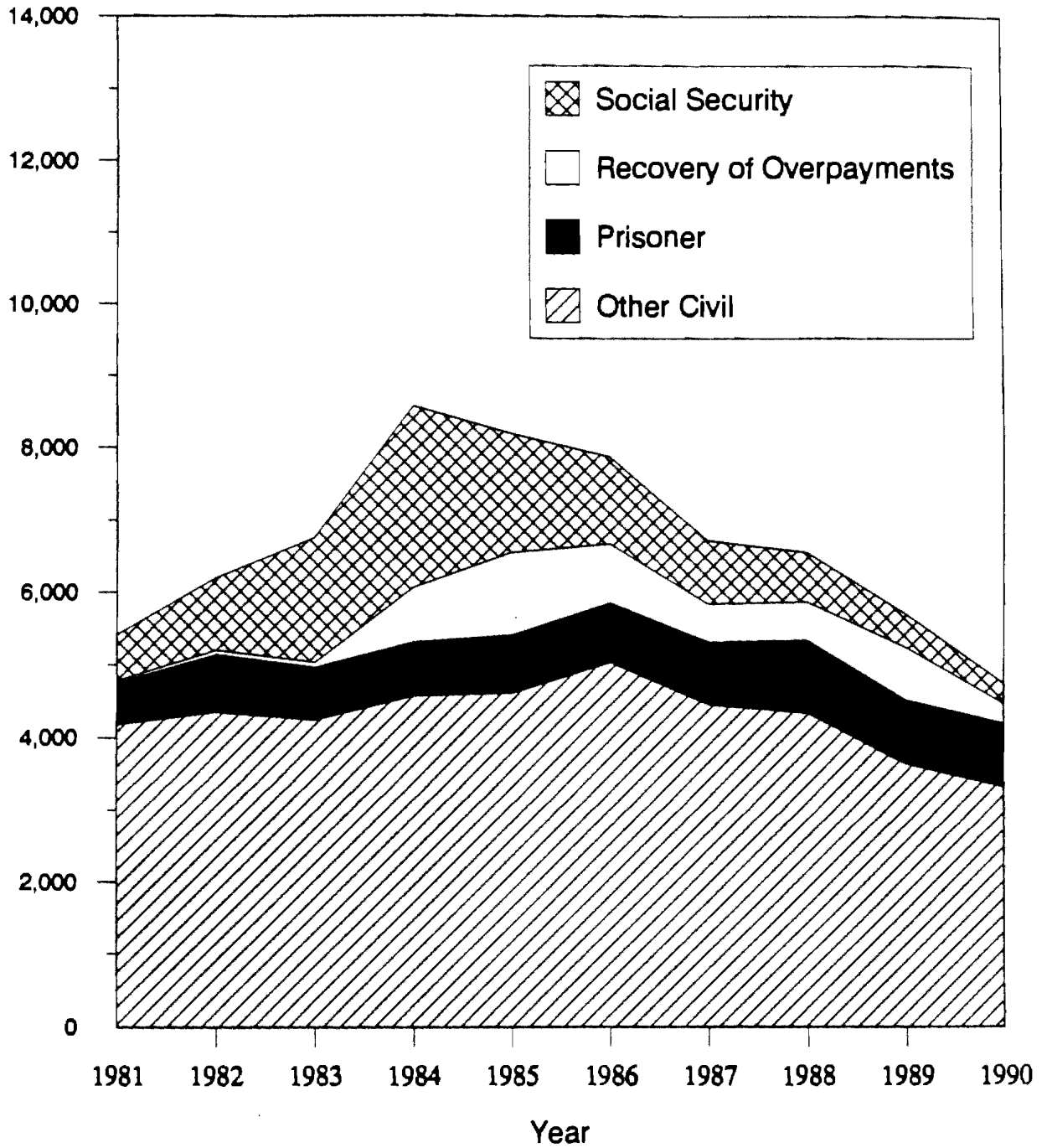
## Origin



# Civil Cases Filed

July 1, 1980 - June 30, 1990

Number of Cases



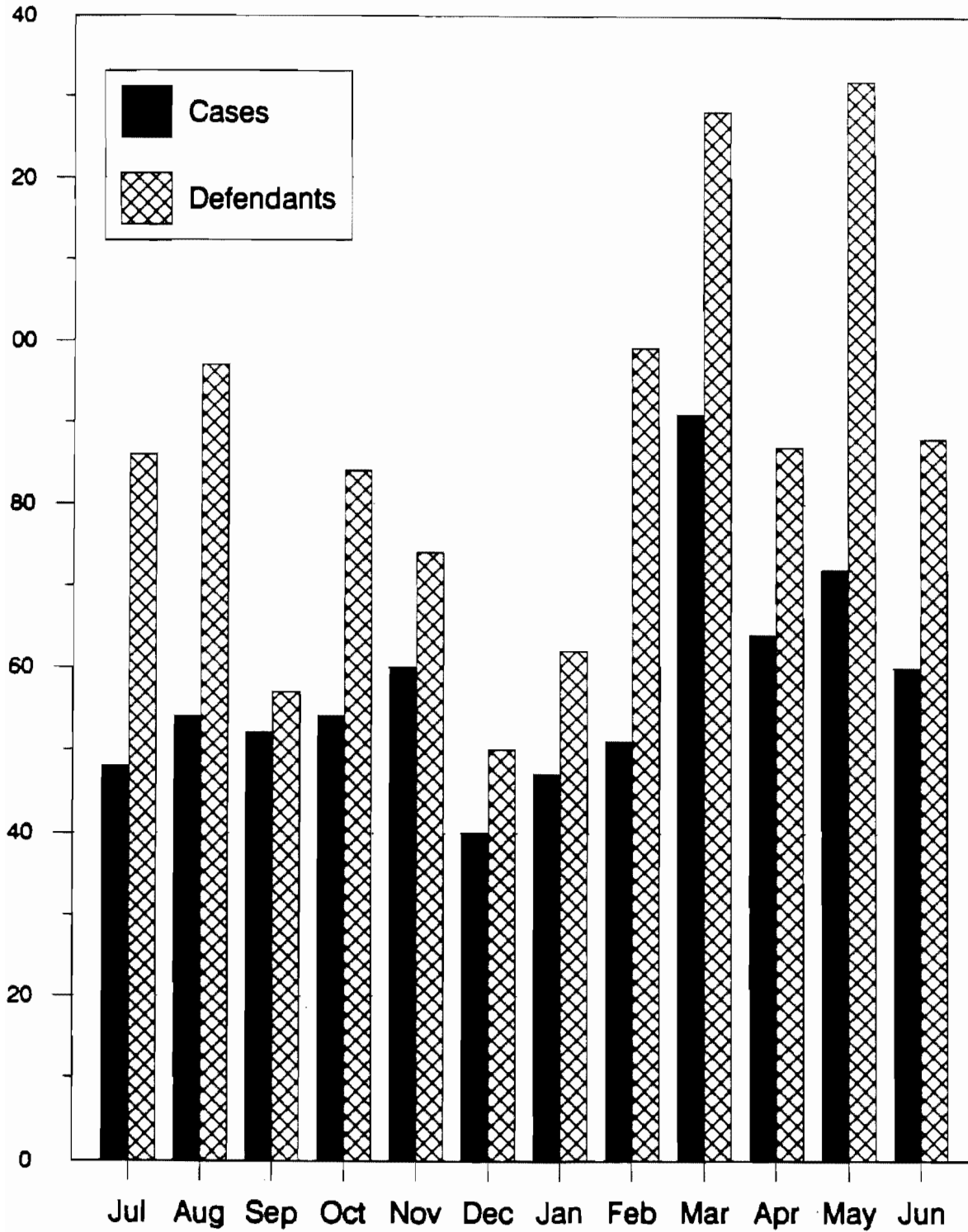
## Civil Cases Filed in July, 1989 and Percentage Closed During the 1990 Statistical Year

In July, 1989, 348 civil cases were filed.  
As of June 30, 1990, 246 of those cases were closed.

Closed in the Month of	Percentage Closed Each Month	Cumulative Percentage Closed
JUL '89	5.17%	5.17%
AUG '89	6.03%	11.21%
SEP '89	5.75%	16.95%
OCT '89	7.18%	24.14%
NOV '89	5.75%	29.89%
DEC '89	6.61%	36.49%
JAN '90	7.18%	43.68%
FEB '90	6.61%	50.29%
MAR '90	5.46%	55.75%
APR '90	4.31%	60.06%
MAY '90	7.18%	67.24%
JUN '90	3.45%	70.69%

# Criminal Cases Filed and Defendants Charged

July 1, 1989 - June 30, 1990



# Summary of Criminal Cases Pending, Assigned and Terminated

July 1, 1989 - June 30, 1990

JUDGE	DIVISION	CASES	CASES	CASES	CASES	CASES	CASES
		PENDING 7/1/89	ASSIGNED	REASSIGNED IN	REASSIGNED OUT	TERMINATED	PENDING 6/30/90
COOK	DT	22	33	2	20	25	12
FREEMAN	DT	17	17	0	25	9	0
FEIKENS	DT	19	23	2	3	13	28
DEMASCIO	DT	22	38	2	3	20	37
JOINER	AA	3	0	0	1	0	2
CHURCHILL	BC	29	28	2	15	35	9
NEWBLATT	FL	34	33	0	11	39	17
COHN	DT	21	47	7	5	30	40
TAYLOR	DT	25	49	3	2	33	42
GILMORE	DT	29	44	4	6	36	35
WOODS	DT	17	50	2	3	36	30
SUHRHEINRICH	DT	32	45	4	2	42	37
LA PLATA	AA	18	49	6	5	37	31
ZATKOFF	DT	18	47	3	4	30	34
HACKETT	DT	16	48	2	2	33	31
DUGGAN	DT	24	43	2	4	34	31
FRIEDMAN	DT	13	51	5	6	36	27
GADOLA	DT	4	13	22	1	9	29
	FL	11	8	2	1	9	9
	BC	0	20	9	24	0	5
ROSEN	DT	0	10	32	27	4	11
CLELAND	BC	0	1	14	0	0	15
* MAGISTRATES	ALL	8	0	45	0	37	16
** UNASSIGNED	ALL	24	0	0	0	0	24
<b>TOTALS</b>		<b>409</b>	<b>693</b>	<b>170</b>	<b>170</b>	<b>547</b>	<b>552</b>

\*MAGISTRATES: Misdemeanor cases where the defendant has consented to be tried by a Magistrate.

\*\*UNASSIGNED: Fugitive cases which were assigned to a Judge who is no longer serving with this court. These cases will be assigned at the time of each fugitive's appearance.

# Summary of Criminal Defendants Pending, Assigned and Terminated

July 1, 1989 - June 30, 1990


JUDGE	DIVISION	DEFENDANTS		DEFENDANTS			DEFENDANTS		FUGITIVES		FUGITIVES	
		PENDING 7/1/89	DEFENDANTS ASSIGNED	REASSIGNED IN	DEFENDANTS OUT	DEFENDANTS TERMINATED	PENDING 6/30/90	PENDING 7/1/89	FUGITIVES IN	FUGITIVES OUT	PENDING 7/1/90	
COOK	DT	41	67	3	49	44	18	12	17	26	3	
FREEMAN	DT	28	19	0	31	16	0	17	5	22	0	
FEIKENS	DT	38	35	2	5	34	36	15	8	10	13	
DEMASCIO	DT	27	49	4	3	28	49	14	15	11	18	
JOINER	AA	4	0	0	1	0	3	4	0	1	3	
CHURCHILL	BC	39	61	2	28	57	17	9	2	10	1	
NEWBLATT	FL	69	45	0	18	70	26	5	5	9	1	
COHN	DT	51	75	14	6	51	83	26	18	18	26	
TAYLOR	DT	36	74	6	3	48	65	15	19	15	19	
GILMORE	DT	60	51	9	7	55	56	33	9	8	34	
WOODS	DT	39	66	4	3	69	39	8	10	7	11	
SUHRHEINRICH	DT	47	56	22	3	55	67	26	8	9	25	
LA PLATA	AA	26	60	7	5	52	36	7	12	7	12	
ZATKOFF	DT	40	83	3	5	46	75	7	23	14	16	
HACKETT	DT	23	66	3	2	37	53	8	11	5	14	
DUGGAN	DT	34	67	2	4	46	53	4	16	11	9	
FRIEDMAN	DT	45	66	7	9	71	38	3	15	5	13	
GADOLA	DT	5	13	28	1	10	35	0	20	2	18	
	FL	17	21	2	1	12	27	9	3	9	3	
	BC	0	42	11	46	1	6	0	5	5	0	
ROSEN	DT	0	25	53	61	6	11	0	5	5	0	
CLELAND	BC	0	1	46	0	0	47	0	5	0	5	
* MAGISTRATES	ALL	9	0	63	0	55	17	0	1	0	1	
** UNASSIGNED	ALL	28	0	0	0	0	28	28	0	0	28	
<b>TOTALS</b>		<b>706</b>	<b>1044</b>	<b>291</b>	<b>291</b>	<b>663</b>	<b>687</b>	<b>250</b>	<b>232</b>	<b>209</b>	<b>273</b>	

\* MAGISTRATES: Misdemeanor cases where the defendant has consented to be tried by a Magistrate.

\*\* UNASSIGNED: Fugitive cases which were assigned to a Judge who is no longer serving with this court. These (fugitive) defendants will be assigned at the time of appearance.

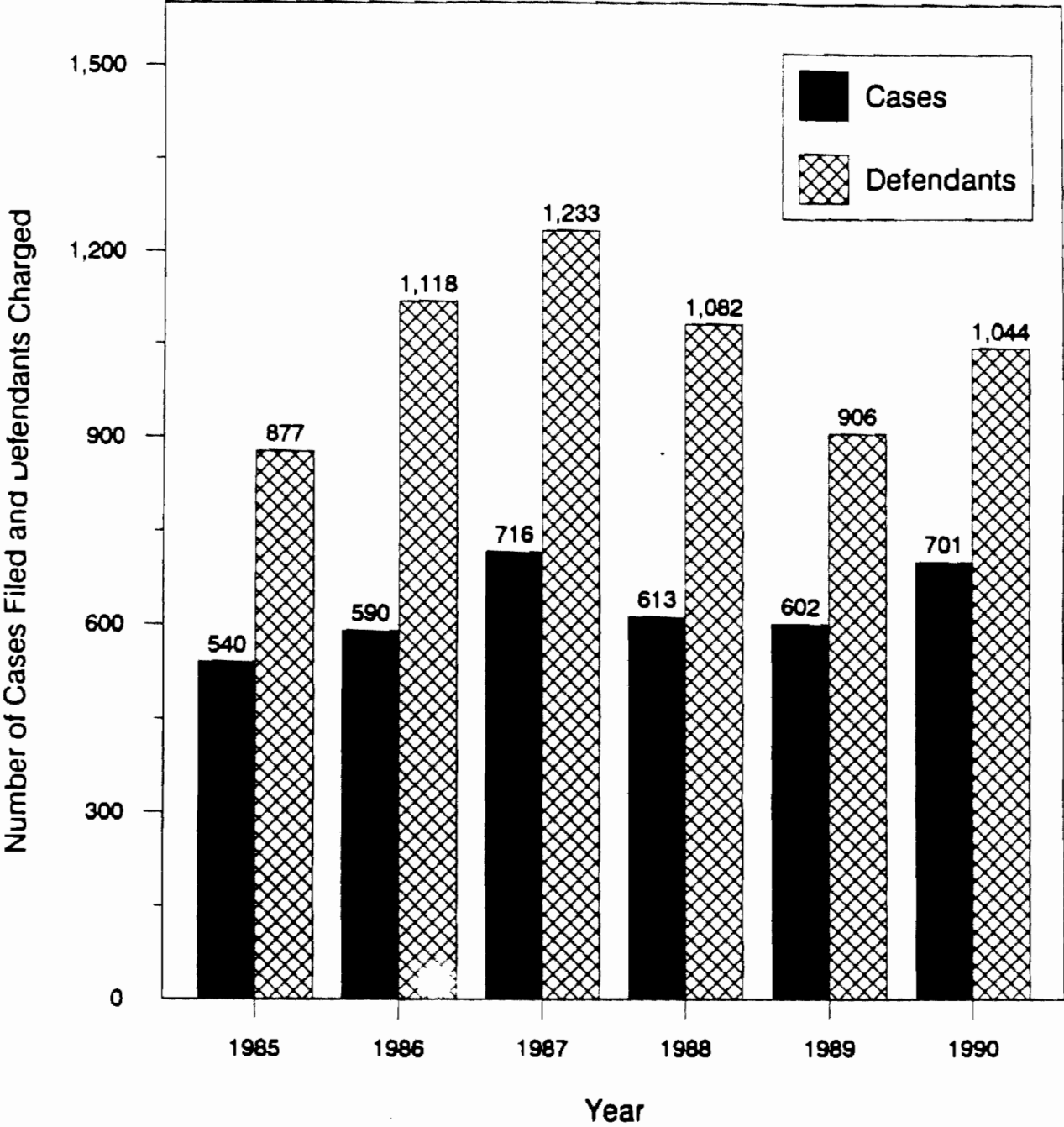
# Felony Cases Filed by Nature of Offense

July 1, 1987 - June 30, 1990



# Criminal Cases Filed

July 1, 1984 - June 30, 1990





## Criminal Defendants Charged in July, 1989 and Percentage Sentenced, Dismissed or Acquitted During the 1990 Statistical Year

In July 1989, 86 defendants were charged.  
As of June 30, 1990, 63 of those defendants  
were sentenced, dismissed or acquitted.

Closed in the Month of	Percentage Closed Each Month	Cumulative Percentage Closed
JUL '89	1.16%	1.16%
AUG '89	1.16%	2.33%
SEP '89	4.65%	6.98%
OCT '89	5.81%	12.79%
NOV '89	11.63%	24.42%
DEC '89	10.47%	34.88%
JAN '90	13.95%	48.84%
FEB '90	8.14%	56.98%
MAR '90	4.65%	61.63%
APR '90	1.16%	62.79%
MAY '90	6.98%	69.77%
JUN '90	3.49%	73.26%

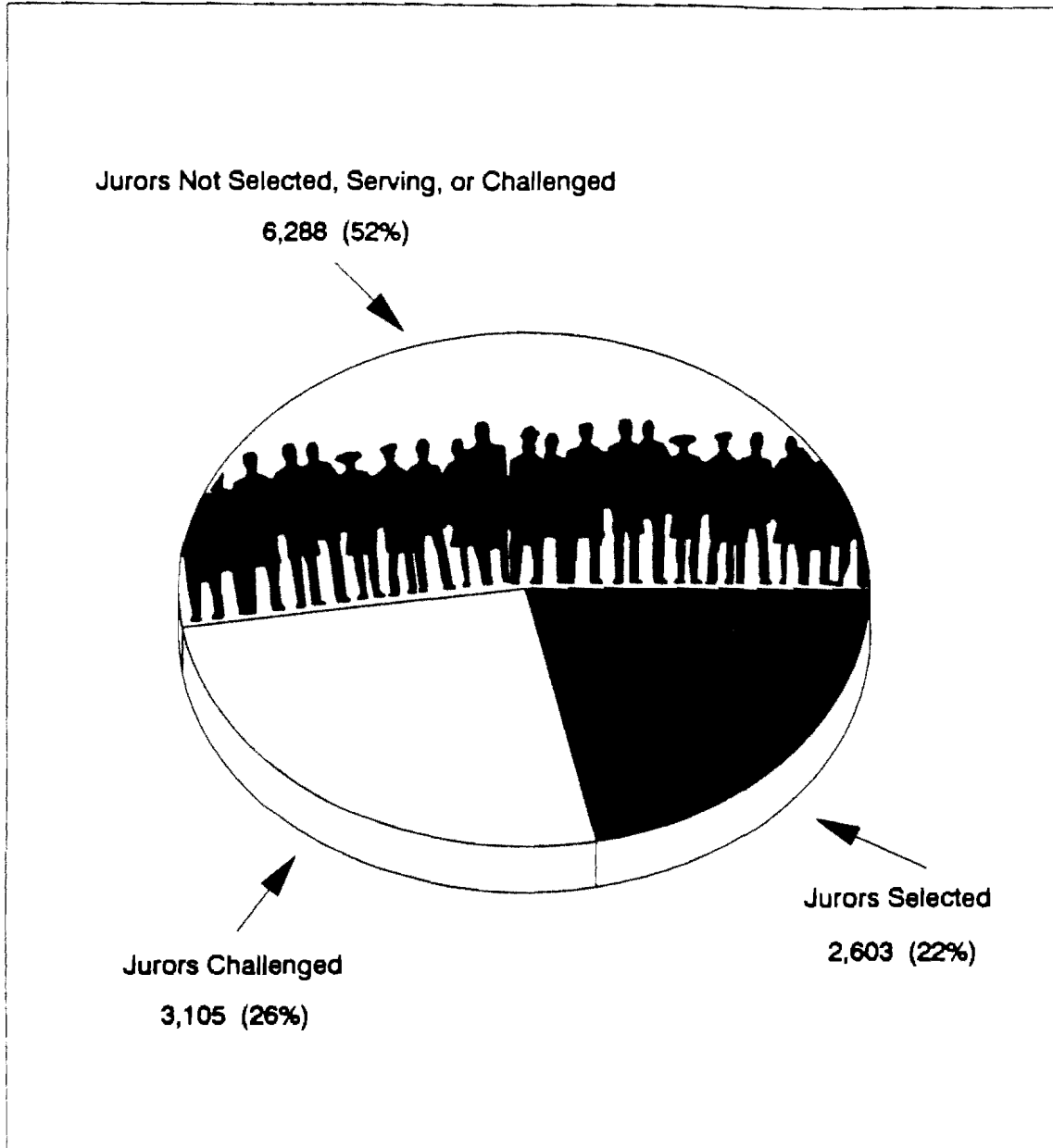
## Summary of Matters Referred to Magistrates

July 1, 1989 - June 30, 1990

MAGISTRATE	REFERRALS PENDING 7/1/89	NEW REFERRALS	TOTAL	TERMINATIONS	REFERRALS PENDING 6/30/90
BINDER	256	490	746	598	148
CARLSON	65	409	474	412	62
COOKE	50	288	338	252	86
GOLDMAN	106	363	469	347	122
HOOE	109	353	462	388	74
KOMIVES	74	765	839	787	52
MORGAN	64	529	593	523	70
PEPE	118	870	988	793	195
<b>TOTALS</b>	<b>842</b>	<b>4067</b>	<b>4909</b>	<b>4100</b>	<b>809</b>

# Juror Usage


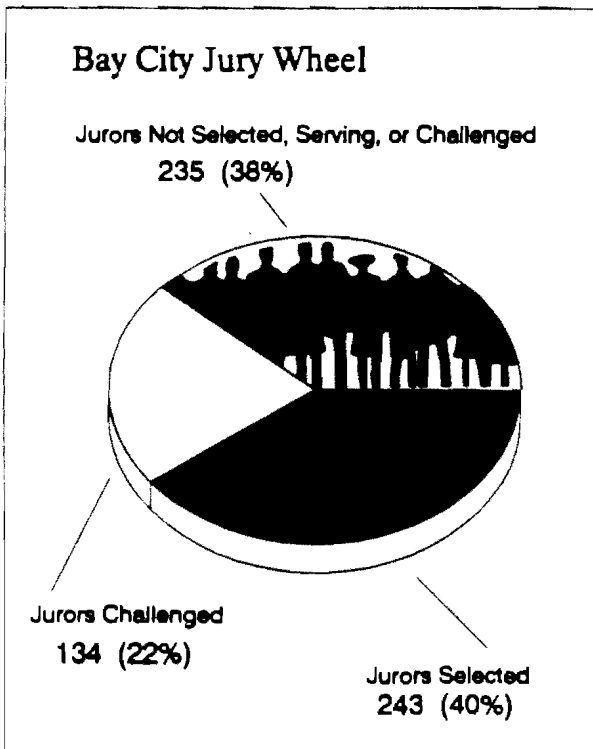
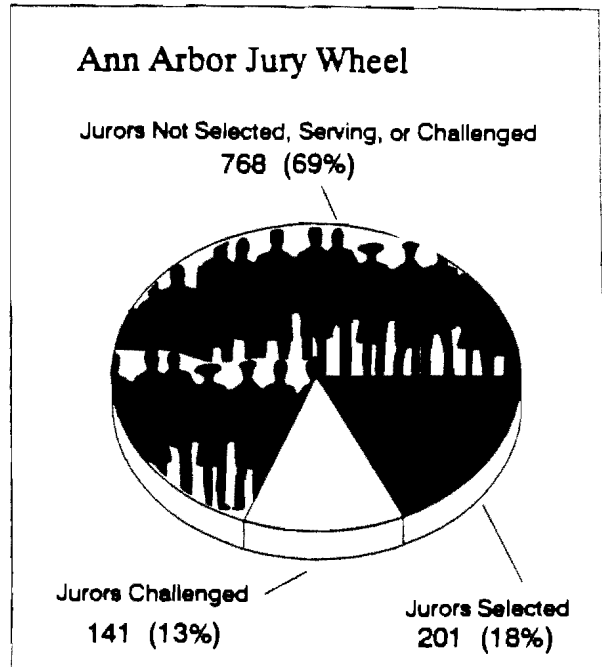
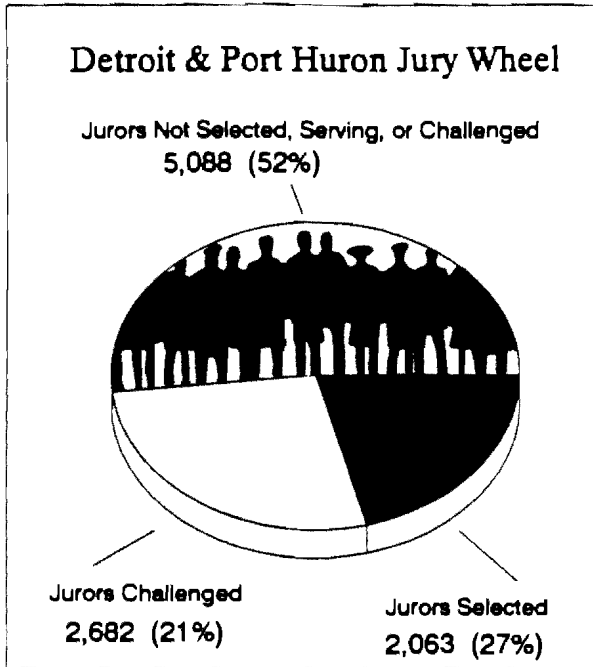
District Wide  
July 1, 1989 - June 30, 1990



# Juror Usage

## by Jury Wheel

July 1, 1989 - June 30, 1990



**Administrative Orders Affecting Case Assignment  
Entered Pursuant to Local Rule 38**

<u>Number and Date</u>	<u>Synopsis</u>
88-00074 June 9, 1988	All old and new Asbestos Personal Injury Product Liability Cases are to be assigned to Judge John Feikens until further order of the Court.
89-00152 December 18, 1989	Beginning December 31, 1989, Judge James P. Churchill took senior status and Judge Paul V. Gadola became the judge regularly holding court in Bay City.
89-00153 December 20, 1989	Beginning January 1, 1990, an automated system was implemented for the blind draw assignment of all cases filed in the Eastern District of Michigan.
90x003 January 2, 1990	<p>Effective January 3, 1990, all criminal cases assigned to Chief Judge Julian Abele Cook, Jr. in which a plea had not been taken or trial commenced were reassigned to active judges in Ann Arbor and Detroit by blind draw.</p> <p>A total of 100 general civil and special civil cases currently assigned to Chief Judge Cook were reassigned to the active judges in Ann Arbor and Detroit by blind draw.</p> <p>Chief Judge Cook was placed on a one-half caseload draw for general civil, special civil and criminal cases.</p> <p>The names of Senior Judges Ralph M. Freeman, John Feikens and Robert DeMascio were not placed in the reassignment deck.</p>
90x024 March 14, 1990 effective March 15, 1990	<p>All Bay City civil and criminal cases previously assigned to Judge Gadola were reassigned to Judge Gerald E. Rosen except those which Judge Gadola elected to retain.</p> <p>All civil and criminal cases filed in Bay City were placed on a blind draw system with 75% of the cases to be assigned to Judge Rosen and 25% to be assigned to Judge Churchill.</p> <p>Judge Gadola was added to the case assignment system for Detroit/Ann Arbor to receive a full draw of civil and criminal cases.</p>
90x025 March 26, 1990	Judge Freeman's name was removed from all case assignment decks.

90x026  
March 29, 1990

All civil and criminal cases pending on the docket of Judge Freeman were assigned to Judge Gadola.

90x090  
June 21, 1990  
effective  
June 22, 1990

Judge Robert H. Cleland was designated the judge regularly holding court in Bay City.

All Bay City civil and criminal cases assigned to Judge Rosen were reassigned to Judge Cleland except those which Judge Rosen elected to retain.

Judge Cleland was added to the case assignment system for Bay City. As the only full-time judge in the Northern Division, 75% of the civil and 100% of the criminal cases are to be assigned to him.

Judge Churchill's name was removed from the Bay City criminal case assignment system.

90x091  
June 22, 1990

Judge Rosen was added to the civil, criminal, prisoner three-judge reinstatement panel decks for cases assigned in Detroit.

UNITED STATES DISTRICT COURT  
EASTERN DISTRICT OF MICHIGAN

CIVIL JUSTICE REFORM ACT OF 1990  
ADVISORY GROUP

Table of Contents

<b>Tab</b>	<b>Item</b>
1	Advisory Group Address and Telephone Number Listing (Revised 6/13/91)
2	Implementation of Civil Justice Reform Act of 1990 (Memorandum dated December 20, 1990 from L. Ralph Mecham, Director, Administrative Office of United States Courts)
3	Civil Justice Reform Act of 1990 (Memorandum dated January 16, 1991 from William W. Schwarzer, Director, Federal Judicial Center)
4	Recommendations of the Judicial Conference Committee on Court Administration and Case Management regarding the Implementation of the Civil Justice Reform Act of 1990 (Memorandum dated January 16, 1991 from Director Mecham)
5	Administrative Order 91-AO-24 appointing the Advisory Group
6	Guidance for District Advisory Group under Civil Justice Reform Act of 1990 (Memorandum dated March 4, 1991 from Judge Robert M. Parker, Chair, Judicial Conference Committee on Court Administration and Case Management)
7	Miscellaneous Correspondence
8	FY-91 Interim Guidelines for the Allocation of Resources for the Implementation of the Civil Justice Reform Act of 1990 (Approved by the Executive Committee of the Judicial Conference on April 1, 1991)
9	Subcommittee Assignments (Revised 6/13/91)
10	Meeting Minutes  a. May 22, 1991 b. June 18, 1991


UNITED STATES DISTRICT COURT  
FOR THE EASTERN DISTRICT OF MICHIGAN

2000'S COURTHOUSE  
DETROIT MICHIGAN 48226

JOHN P. MAYER  
COURT ADMINISTRATOR  
FTS 226 2865  
313 -- 226 2865

DIVISIONAL OFFICES  
ANN ARBOR  
BAY CITY  
FLINT  
PORT HURON

MEMORANDUM

Date: June 17, 1991  
To: CJRA Advisory Group Members  
From: John P. Mayer   
Re: Advisory Group Materials

Enclosed for your information are the following items:

1. Minutes of meeting of May 22, 1991 (to be filed behind tab #10 in your binder).
2. CJRA Advisory Group Listing - Revised 6/13/91 (to replace listing currently behind tab #1 in your binder). **Please note that Leslie T. Graves has replaced Victoria A. Roberts.**
3. Subcommittee Listing - Revised 6/13/91 (to file behind tab #9 in your binder). **Please note that Leslie T. Graves has replaced Victoria A. Roberts on the Local and Federal Rules Review Subcommittee.**
4. Table of Contents - Revised 6/13/91 (to file at the beginning of your binder).

Those of you who were present at the May 22, 1991 meeting received copies of the proposed Local Rules (LR's). Enclosed is a divider which should be placed at the back of the binder. For those of you who were not present at that meeting, a copy of the proposed LR's is also enclosed.

Enclosures

gt



**UNITED STATES DISTRICT COURT**  
FOR THE EASTERN DISTRICT OF MICHIGAN

JOHN P. MAYER  
COURT ADMINISTRATOR  
FTS 226-2865  
313--226 2865

216 U.S. COURTHOUSE  
DETROIT, MICHIGAN 48226

DIVISIONAL OFFICES  
ANN ARBOR  
BAY CITY  
FLINT  
PORT HURON

**MINUTES OF CIVIL JUSTICE REFORM ACT ADVISORY GROUP MEETING**

May 22, 1991

Present: Robert P. Young, Jr., Chair  
Sharon-Lee Edwards, Vice-Chair  
Judge Anna Diggs Taylor  
Magistrate Judge Paul J. Komives  
Judith K. Christie  
William B. Daniel  
W. Mack Faison  
Deborah L. Gordon  
Steven P. Iamarino  
Becky M. Lamiman  
John P. Mayer  
Mary E. Miers  
Paul J. O'Reilly  
David R. Sherwood  
Bruce T. Wallace  
L. Michael Wicks  
Kevin B. Williams  
Thomas N. Young  
Marvin Zalman

**Introduction**

Chief Judge Cook welcomed the members of the Advisory Group and thanked them for their willingness to participate. He introduced Judge Taylor, Magistrate Judge Komives and court staff present.

The Advisory Group members and court staff introduced themselves highlighting their particular areas of interest or expertise.

**Staggered Terms**

Judge Cook noted that all Advisory Group members had been appointed for a term of three years and that it would be desirable for the terms to be staggered in order to provide continuity to the work of the Group in years ahead. He asked for a recommendation from the Group on this point.

Remarks by Chair

Mr. Young took over the chair saying that the Advisory Group would "not be a bureaucratic accretion of the district court." He said that the matter of staggered terms would be considered at the next meeting. He raised the question of whether the Court could still be an early implementation district. After some discussion it was determined that it was already too late in the process for this Court to be an early implementation district. Mr. Young indicated that he hoped to submit the plan for delay and expense reduction to the Court by January 31, 1992. He urged effective consultation by Advisory Group members with members of the Bar and public.

Expenses

Mr. Mayer said that \$1,000 had been allocated for travel and meals for Advisory Group members for the balance of the fiscal year. He asked members to submit a voucher after the September meeting for all expenses incurred to date.

Mission of the Advisory Group

Mr. Young reviewed the principal aspects of the Advisory Group's mission:

- a thorough assessment of the state of the Court's civil and criminal dockets;
- identifying trends in case filings and in the demands being placed on the Court's resources;
- identifying the principal causes of costs and delay in civil litigation
- examining the extent to which costs and delays could be reduced by a better assessment of the impact of new legislation on the courts.

Mr. Young reported on the seminar which he had attended for CJRA Advisory Group chairpersons in Naples, Florida on May 16, 1991. He characterized it as being of very little substance.

Court Statistical Data

Judge Taylor said the Judges had authorized the Court Administrator/Clerk of Court to release data concerning court caseloads, including individual judge caseloads to the Advisory Group.

Local Rules and Federal Rules of Civil Procedure

Mr. Young asked Mr. Faison to chair a subcommittee to review changes in the Local Rules and impact of the Federal Rules of Civil Procedure on matters of expense and delay.

Subcommittees

After some discussion, Mr. Young announced his intention to appoint the following subcommittees:

Caseload Condition Statistical Analysis:

Steven P. Iamarino, Chair  
Magistrate Judge Paul J. Komives  
William B. Daniel  
Mary Miers  
L. Michael Wicks  
Kevin B. Williams  
Thomas N. Young  
Marvin Zalman

Cost and Delay Assessment:

Robert P. Young, Jr., Chair  
Larry W. Bennett  
Judith K. Christie  
Deborah L. Gordon  
Steven P. Iamarino  
Paul J. O'Reilly  
William T. Street  
L. Michael Wicks

Bar/Public Survey Outreach:

Sharon-Lee Edwards, Chair  
Judge Anna Diggs Taylor  
Larry W. Bennett  
William B. Daniel  
Becky M. Lamiman  
John P. Mayer  
Bruce T. Wallace  
Marvin Zalman

Local and Federal Rules Review:

W. Mack Faison, Chair  
Clunet R. Lewis  
Victoria A. Roberts

Mr. Young said that he and Ms. Edwards would complete the selection and appointment of subcommittees and notify the members promptly.

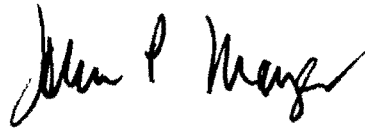
Western District Liaison

Ms. Lamiman said she would serve as liaison with the Western District because another Assistant Attorney General in her office is participating on the Advisory Group in the Western District.

Meeting Schedule

After some discussion it was agreed that the Group would meet from 3:00 p.m. to 5:00 p.m. on the third Tuesday of each month in the Judges' dining room in the U.S. Courthouse unless otherwise determined. Meeting dates for the remainder of this year are June 18, July 16, August 20, September 17, October 15, November 19 and December 17.

Respectfully submitted,



John P. Mayer

Attachment:  
Agenda

gt

UNITED STATES DISTRICT COURT  
EASTERN DISTRICT OF MICHIGAN

CIVIL JUSTICE REFORM ACT ADVISORY GROUP  
AGENDA - MAY 22, 1991 MEETING

1. Opening Remarks - Chief Judge Julian Abele Cook, Jr.
2. Introduction of Advisory Group members and Court staff
3. Confirmation of Court's direction concerning:
  - a. Date by which Advisory Group report is to be completed
  - b. Access to members of the Court, its data and related procedures
  - c. Surveying members of the Bar and public
  - d. Funding for ancillary expenses (e.g., survey costs)
  - e. Terms of Advisory Group members
4. Review statutory mission of the Advisory Group (see Tab 6, pp. 7-32 of FJC memorandum dated 3/4/91)
  - a. Assessing the Court's dockets
  - b. Identifying the principal causes of avoidable cost and delays in civil litigation
  - c. Examining the impact of new legislation on the Court
  - d. Reporting recommendations to the Court
5. Chairman's Report on May 16, 1991 FJC Seminar on the Civil Justice Reform Act
6. General Discussion
  - a. Identify specialized skills, interests and talents of Advisory Group members
  - b. Philosophical approach to meeting the Act's mandate
  - c. Identify and prioritize Advisory Group projects
  - d. Establish a meeting schedule
  - e. Consider holding meetings in Ann Arbor, Bay City and Flint as well as Detroit.

Revised  
6/13/91

UNITED STATES DISTRICT COURT  
EASTERN DISTRICT OF MICHIGAN

**CIVIL JUSTICE REFORM ACT OF 1990 - ADVISORY GROUP**

Robert P. Young, Jr., Chairperson  
Dickinson, Wright, Moon, Van Dusen & Freeman  
800 First National Building  
Detroit, Michigan 48226  
Phone: (313) 223-3500

Sharon-Lee Edwards, Vice-Chairperson  
3972 Penobscot Building  
Detroit, Michigan 48226  
Phone: (313) 963-8338

Judge Anna Diggs Taylor  
740 U.S. Courthouse  
Detroit, Michigan 48226  
Phone: (313) 226-3433

Magistrate Judge Paul J. Komives  
1035 U.S. Courthouse  
Detroit, Michigan 48226  
Phone: (313) 226-7337

Larry W. Bennett  
Lopatin, Miller, Freedman, Bluestone, Erlich, Rosen & Bartnick  
1301 E. Jefferson Avenue  
Detroit, Michigan 48207-3103  
Phone: (313) 259-7800

William B. Daniel  
Bellanca, Beattie & De Lisle, PC  
1200 Penobscot Building  
Detroit, Michigan 48226  
Phone: (313) 964-4200

W. Mack Faison  
Miller, Canfield, Paddock & Stone  
150 W. Jefferson, Suite 2500  
Detroit, Michigan 48226-4415  
Phone: (313) 963-6420

Deborah L. Gordon  
Stark & Gordon  
1600 Ford Building  
Detroit, Michigan 48226  
Phone: (313) 962-3784

Leslie T. Graves  
2016 Hyde Park  
Detroit, Michigan 48207  
Phone: (313) 567-8703

Steven P. Iamarino  
2467 East Hill Road, Suite B  
Grand Blanc, Michigan 48439  
Phone: (313) 695-8400

Becky M. Lamiman  
Michigan Attorney General's Office  
Habeas Corpus Section  
P.O. Box 30212  
Lansing, Michigan 48909  
Phone: (517) 373-4875

Clunet R. Lewis  
Jaffe, Snider, Raitt & Heuer, PC  
One Woodward Avenue, Suite 2400  
Detroit, Michigan 48226  
Phone: (313) 961-8380

Paul J. O'Reilly  
O'Reilly, Rancilio, Nitz, Andrews & Turnbull, PC  
12900 Hall Road, 3rd Floor  
Sterling Heights, Michigan 48078-6307  
Phone: (313) 726-1000

William T. Street  
Klimaszewski & Street  
1500 E. Genesee  
Saginaw, Michigan 48607-1754  
Phone: (517) 752-5406

Bruce T. Wallace  
Hooper, Hathaway, Price, Beuche & Wallace  
126 S. Main Street  
Ann Arbor, Michigan 48104-1903  
Phone: (313) 662-4426

L. Michael Wicks  
United States Attorney's Office  
919 U.S. Courthouse  
Detroit, Michigan 48226  
Phone: (313) 237-4769

Thomas N. Young  
Krass & Young  
3001 W. Big Beaver Road, Suite 624  
Troy, Michigan 48084-3107  
Phone: (313) 649-3333

Marvin Zalman  
Wayne State University  
Department of Criminal Justice  
Detroit, Michigan 48202  
Phone: (313) 577-2705

John P. Mayer, Reporter  
216 U.S. Courthouse  
Detroit, Michigan 48226  
Phone: (313) 226-2865

Advisors

Judith K. Christie  
Administrative Manager  
133 U.S. Courthouse  
Detroit, Michigan 48226  
Phone: (313) 226-7802

Kevin B. Williams  
Operations Manager  
133 U.S. Courthouse  
Detroit, Michigan 48226  
Phone: (313) 226-2236

Mary E. Miers  
Courtroom Operations Coordinator  
133 U.S. Courthouse  
Detroit, Michigan 48226  
Phone: (313) 226-4877



Revised  
6/13/91

CJRA ADVISORY GROUP - SUBCOMMITTEE ASSIGNMENTS

Caseload Condition Statistical Analysis

Steven P. Iamarino, Chair  
Magistrate Judge Paul J. Komives  
William B. Daniel  
Mary Miers  
L. Michael Wicks  
Kevin B. Williams  
Thomas N. Young  
Marvin Zalman

Cost and Delay Assessment

Robert P. Young, Jr., Chair  
Larry W. Bennett  
Judith K. Christie  
Deborah L. Gordon  
Steven P. Iamarino  
Paul J. O'Reilly  
William T. Street  
L. Michael Wicks

Bar/Public Survey Outreach

Sharon-Lee Edwards, Chair  
Judge Anna Diggs Taylor  
Larry W. Bennett  
William B. Daniel  
Becky M. Lamiman  
John P. Mayer  
Bruce T. Wallace  
Marvin Zalman

Local and Federal Rules Review

W. Mack Faison, Chair  
Leslie T. Graves  
Clunet R. Lewis

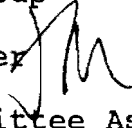
UNITED STATES DISTRICT COURT  
FOR THE EASTERN DISTRICT OF MICHIGAN

216 U.S. COURTHOUSE  
DETROIT, MICHIGAN 48226

JOHN P. MAYER  
COURT ADMINISTRATOR  
FTS 226-2865  
313--226-2865

DIVISIONAL OFFICES  
ANN ARBOR  
BAY CITY  
FLINT  
PORT HURON

MEMORANDUM

Date: May 28, 1991  
To: Civil Justice Reform Act of 1990  
Advisory Group  
From: John P. Mayer   
Re: 1) Subcommittee Assignments  
2) Revised Address Listing

Advisory Group Chair Robert P. Young, Jr. has asked me to inform you of the following assignments which were made by him in consultation with Vice-Chair Sharon-Lee Edwards:

Caseload Condition Statistical Analysis:

Steven P. Iamarino, Chair  
Magistrate Judge Paul J. Komives  
William B. Daniel  
Mary Miers  
L. Michael Wicks  
Kevin B. Williams  
Thomas N. Young  
Marvin Zalman

Cost and Delay Assessment:

Robert P. Young, Jr., Chair  
Larry W. Bennett  
Judith K. Christie  
Deborah L. Gordon  
Steven P. Iamarino  
Paul J. O'Reilly  
William T. Street  
L. Michael Wicks

Bar/Public Survey Outreach:

Sharon-Lee Edwards, Chair  
Judge Anna Diggs Taylor  
Larry W. Bennett  
William B. Daniel  
Becky M. Lamiman  
John P. Mayer  
Bruce T. Wallace  
Marvin Zalman

Local and Federal Rules Review:

W. Mack Faison, Chair  
Clunet R. Lewis  
Victoria A. Roberts

In addition, enclosed is a revised address listing which should replace the materials behind Tab #1 in your binder. Please note (1) a change of address and telephone number for Steve Iamarino and (2) Mary Miers has replaced David Sherwood.

An agenda for the next meeting and additional materials will be sent to you soon. Meetings of the full Advisory Group will be on the third Tuesday of each month at 3:00 p.m. (June 18, July 16, August 20, September 17, October 15, November 19, December 17) in the Judges' dining room in the U.S. Courthouse unless otherwise determined.

Enclosure

gt

Revised

UNITED STATES DISTRICT COURT  
EASTERN DISTRICT OF MICHIGAN

**CIVIL JUSTICE REFORM ACT OF 1990 - ADVISORY GROUP**

Robert P. Young, Jr., Chairperson  
Dickinson, Wright, Moon, Van Dusen & Freeman  
800 First National Building  
Detroit, Michigan 48226  
Phone: (313) 223-3500

Sharon-Lee Edwards, Vice-Chairperson  
3972 Penobscot Building  
Detroit, Michigan 48226  
Phone: (313) 963-8338

Judge Anna Diggs Taylor  
740 U.S. Courthouse  
Detroit, Michigan 48226  
Phone: (313) 226-3433

Magistrate Judge Paul J. Komives  
1035 U.S. Courthouse  
Detroit, Michigan 48226  
Phone: (313) 226-7337

Larry W. Bennett  
Lopatin, Miller, Freedman, Bluestone, Erlich, Rosen & Bartnick  
1301 E. Jefferson Avenue  
Detroit, Michigan 48207-3103  
Phone: (313) 259-7800

William B. Daniel  
Bellanca, Beattie & De Lisle, PC  
1200 Penobscot Building  
Detroit, Michigan 48226  
Phone: (313) 964-4200

W. Mack Faison  
Miller, Canfield, Paddock & Stone  
150 W. Jefferson, Suite 2500  
Detroit, Michigan 48226-4415  
Phone: (313) 963-6420

Deborah L. Gordon  
Stark & Gordon  
1600 Ford Building  
Detroit, Michigan 48226  
Phone: (313) 962-3784

Steven P. Iamarino  
2467 East Hill Road, Suite B  
Grand Blanc, Michigan 48439  
Phone: (313) 695-8400

Becky M. Lamiman  
Michigan Attorney General's Office  
Habeas Corpus Section  
P.O. Box 30212  
Lansing, Michigan 48909  
Phone: (517) 373-4875

Clunet R. Lewis  
Jaffe, Snider, Raitt & Heuer, PC  
One Woodward Avenue, Suite 2400  
Detroit, Michigan 48226  
Phone: (313) 961-8380

Paul J. O'Reilly  
O'Reilly, Rancilio, Nitz, Andrews & Turnbull, PC  
12900 Hall Road, 3rd Floor  
Sterling Heights, Michigan 48078-6307  
Phone: (313) 726-1000

Victoria A. Roberts  
Goodman, Eden, Millender & Bedrosian  
3000 Cadillac Tower  
Detroit, Michigan 48226  
Phone: (313) 965-0050

William T. Street  
Klimaszewski & Street  
1500 E. Genesee  
Saginaw, Michigan 48607-1754  
Phone: (517) 752-5406

Bruce T. Wallace  
Hooper, Hathaway, Price, Beuche & Wallace  
126 S. Main Street  
Ann Arbor, Michigan 48104-1903  
Phone: (313) 662-4426

L. Michael Wicks  
United States Attorney's Office  
919 U.S. Courthouse  
Detroit, Michigan 48226  
Phone: (313) 237-4769

Thomas N. Young  
Krass & Young  
3001 W. Big Beaver Road, Suite 624  
Troy, Michigan 48084-3107  
Phone: (313) 649-3333

Marvin Zalman  
Wayne State University  
Department of Criminal Justice  
Detroit, Michigan 48202  
Phone: (313) 577-2705

John P. Mayer, Reporter  
216 U.S. Courthouse  
Detroit, Michigan 48226  
Phone: (313) 226-2865

Advisors

Judith K. Christie  
Administrative Manager  
133 U.S. Courthouse  
Detroit, Michigan 48226  
Phone: (313) 226-7802

Kevin B. Williams  
Operations Manager  
133 U.S. Courthouse  
Detroit, Michigan 48226  
Phone: (313) 226-2236

Mary E. Miers  
Courtroom Operations Coordinator  
133 U.S. Courthouse  
Detroit, Michigan 48226  
Phone: (313) 226-4877

gt

5/28/91